

Welcome to your CDP Climate Change Questionnaire 2022

C0. Introduction

C0.1

(C0.1) Give a general description and introduction to your organization.

Assurant, Inc., incorporated as a Delaware corporation in 2004, is a leading global business services company that supports, protects, and connects major consumer purchases. We support the advancement of the connected world by partnering with the world's leading brands to develop innovative solutions and deliver an enhanced customer experience. We operate in North America, Latin America, Europe and Asia Pacific through two operating segments: Global Lifestyle and Global Housing. Through our Global Lifestyle segment, we provide mobile device solutions and extended service products and related services for mobile devices, consumer electronics and appliances, and credit and other insurance products (referred to as "Connected Living"); and vehicle protection and related services (referred to as "Global Automotive"). Through our Global Housing segment, we provide lender-placed homeowners insurance, lender-placed manufactured housing insurance and lender-placed flood insurance (referred to as "Lender-placed Insurance"); renters insurance and related products (referred to as "Multifamily Housing"); and voluntary manufactured housing insurance, voluntary homeowners insurance and other specialty products (referred to as "Specialty and Other").

Assurant is a Fortune 500 company with 15,600 employees and has a presence in 21 countries (as of December 31, 2021), a member of the S&P 500, and is traded on the New York Stock Exchange under the symbol "AIZ". Assurant had approximately \$33.91 billion in assets as of December 31, 2021, and approximately \$10.2 billion in revenues for the year ended December 31, 2021.

C0.2

(C0.2) State the start and end date of the year for which you are reporting data.

	Start date	End date	Indicate if you are providing emissions data for past reporting years
Reporting year	January 1, 2021	December 31, 2021	No

C0.3

(C0.3) Select the countries/areas in which you operate.

Argentina
Australia
Brazil
Canada
Chile
China
Colombia
France
Germany
India
Italy
Japan
Mexico
Netherlands
New Zealand
Peru
Republic of Korea
Singapore
Spain
United Kingdom of Great Britain and Northern Ireland
United States of America

C0.4

(C0.4) Select the currency used for all financial information disclosed throughout your response.

USD

C0.5

(C0.5) Select the option that describes the reporting boundary for which climate-related impacts on your business are being reported. Note that this option should align with your chosen approach for consolidating your GHG inventory.

Operational control

C-FS0.7

(C-FS0.7) Which activities does your organization undertake, and which industry sectors does your organization lend to, invest in, and/or insure?

	Does your organization undertake this activity?	Insurance types underwritten	Industry sectors your organization lends to, invests in, and/or insures
--	-------------------------------------------------	------------------------------	-------------------------------------------------------------------------

Banking (Bank)	No		
Investing (Asset manager)	No		
Investing (Asset owner)	Yes		Exposed to all broad market sectors
Insurance underwriting (Insurance company)	Yes	General (non-life)	Exposed to all broad market sectors

C0.8

(C0.8) Does your organization have an ISIN code or another unique identifier (e.g., Ticker, CUSIP, etc.)?

Indicate whether you are able to provide a unique identifier for your organization	Provide your unique identifier
Yes, a Ticker symbol	Assurant's stock is listed under the symbol AIZ.

C1. Governance

C1.1

(C1.1) Is there board-level oversight of climate-related issues within your organization?

Yes

C1.1a

(C1.1a) Identify the position(s) (do not include any names) of the individual(s) on the board with responsibility for climate-related issues.

Position of individual(s)	Please explain
Board-level committee	<p>The Board, directly and through its committees as described in their charters, oversees the company's risk management policies and practices, including the company's risk appetite, and regularly discusses risk-related issues, including climate-related risk. The Board directly oversees ESG matters relating to the company's strategy.</p> <p>The Nominating and Corporate Governance Committee oversees ESG strategy, initiatives and policies, including climate, and coordinates with other committees of the Board regarding matters within their purview.</p> <p>The Audit Committee reviews the company's policies with respect to risk assessment and risk management and coordinates with the Finance and Risk</p>

	<p>(F&R) Committee with respect to oversight of risk management and enterprise risk management activities. The F&R Committee has primary oversight responsibility.</p> <p>One example of a climate-related decision we have identified through our longer-term strategic planning process with our Board our three 2020 – 2025 multiyear ESG Strategic Focus Areas, including a focus to minimize Assurant’s carbon footprint and enhance sustainability. Also in 2021, Assurant’s preliminary scenario analysis, which is described in greater detail in the Climate Resilience section of the company’s Task Force on Climate-Related Financial Disclosures (TCFD) in the 2022 Sustainability Report, was reviewed with the Board.</p>
--	--------------------------------------------------------------------------------------------------------------------------------------------------------------------------------------------------------------------------------------------------------------------------------------------------------------------------------------------------------------------------------------------------------------------------------------------------------------------------------------------------------------------------------------------------------------------------------------------------------------------------------------------------------------------------------------------------------------------------------------------------

C1.1b

(C1.1b) Provide further details on the board’s oversight of climate-related issues.

Frequency with which climate-related issues are a scheduled agenda item	Governance mechanisms into which climate-related issues are integrated	Scope of board-level oversight	Please explain
Scheduled – some meetings	Reviewing and guiding risk management policies	Climate-related risks and opportunities to our insurance underwriting activities	<p>The Board, directly and through its committees as described in their charters, oversees the company’s risk management policies and practices, including the company’s risk appetite, and regularly discusses risk-related issues, including climate-related risk. The Board directly oversees ESG matters relating to the company’s strategy. The Nominating and Corporate Governance Committee oversees ESG matters, strategy, initiatives and policies, including climate, and coordinates with other committees of the Board regarding matters within their purview.</p> <p>The Audit Committee reviews the company’s policies with respect to risk assessment and risk management and coordinates with the F&R Committee with respect to oversight of risk management and enterprise risk management activities. The F&R Committee has primary oversight responsibility of the risk management function and corresponding risk activities, receives regular risk</p>



		<p>management updates and focuses on risks relating to investments, capital management and catastrophe reinsurance. The Board reviews management's assessment of the company's key enterprise risks annually and management's strategy with respect to each risk. Our Chief Strategy and Risk Officer reports to the F&R Committee at least quarterly, and to the Board at least annually.</p> <p>Assurant's longer-term strategic planning process, overseen by our Board, prioritized climate as a multi-year ESG area of focus, including to minimize Assurant's carbon footprint and enhance sustainability. In 2021, Assurant's preliminary scenario analysis, which is described in greater detail in the Climate Resilience section of the Company's TCFD in the 2022 Sustainability Report, was reviewed with the Board.</p> <p>The Chief Strategy and Risk Officer, Chief Administrative Officer and Chief Financial Officer, who each report directly to our President and CEO, oversee functions responsible for climate-related actions, policies, and risk mitigation and management. Specifically, the SVP, Investor Relations and Sustainability, in collaboration with the Global Head of Risk, oversee climate risk from a management perspective. Overall Risk Management is the responsibility of the Chief Strategy and Risk Officer, who leads the Risk Management function that coordinates our risk management activities, and the Global Head of Risk, who reports to the Chief Strategy and Risk Officer. The Company's risk management framework cascades downward into the enterprise through various management committees. Quarterly updates from the Chief Strategy and Risk Officer to the F&R Committee</p>
--	--	-----------------------------------------------------------------------------------------------------------------------------------------------------------------------------------------------------------------------------------------------------------------------------------------------------------------------------------------------------------------------------------------------------------------------------------------------------------------------------------------------------------------------------------------------------------------------------------------------------------------------------------------------------------------------------------------------------------------------------------------------------------------------------------------------------------------------------------------------------------------------------------------------------------------------------------------------------------------------------------------------------------------------------------------------------------------------------------------------------------------------------------------------------------------------------------------------------------------------------------------------------------------------------------------------------------------------------------------------------------------------------------------------------------------------------------------------------------------------------------------------------------------------------------------------------------------------------------------------------------------------------------------------------------------------------------------------------------------------------------------------------

			include the company’s risk appetite related to reinsurance, changes to catastrophic risk, and significant climate-related issues in catastrophe-prone areas where Assurant conducts or plans to conduct business. Additionally, the Chief Administrative Officer and Senior Vice President, Investor Relations and Sustainability provide regular updates to the Nominating and Corporate Governance Committee of the Board.
--	--	--	------------------------------------------------------------------------------------------------------------------------------------------------------------------------------------------------------------------------------------------------------------------------------------------------------------------------------------------------------------------------------------------------------------------------------

C1.1d

(C1.1d) Does your organization have at least one board member with competence on climate-related issues?

	Board member(s) have competence on climate-related issues	Primary reason for no board-level competence on climate-related issues	Explain why your organization does not have at least one board member with competence on climate-related issues and any plans to address board-level competence in the future
Row 1	No, but we plan to address this within the next two years	Important but not an immediate priority	The Board is responsible for nominating directors to fill vacancies and newly created directorships. In nominating a director or slate of directors, the Board’s objective, with the recommendation of the Nominating and Corporate Governance Committee, is to select individuals with backgrounds, skills, perspectives, and experience such that they can properly represent the stockholders and be of assistance to management in operating the Company’s business, including with respect to managing climate risk. The Nominating and Corporate Governance Committee will continue to review its selection criteria to ensure that they appropriately reflect the skills needed to oversee the Company’s strategy and risk management.

C1.2

(C1.2) Provide the highest management-level position(s) or committee(s) with responsibility for climate-related issues.

Name of the position(s) and/or committee(s)	Reporting line	Responsibility	Coverage of responsibility	Frequency of reporting to the board on
---------------------------------------------	----------------	----------------	----------------------------	----------------------------------------

				climate-related issues
Other C-Suite Officer, please specify Chief Strategy and Risk Officer (CSRO)	CEO reporting line	Both assessing and managing climate-related risks and opportunities	Risks and opportunities related to our insurance underwriting activities Risks and opportunities related to our own operations	Quarterly
Other C-Suite Officer, please specify Chief Administrative Officer	CEO reporting line	Both assessing and managing climate-related risks and opportunities	Risks and opportunities related to our own operations	Half-yearly
Other committee, please specify Reinsurance Risk Committee	Other, please specify Management-level Enterprise Risk Committee (ERC)	Both assessing and managing climate-related risks and opportunities	Risks and opportunities related to our insurance underwriting activities Risks and opportunities related to our own operations	Quarterly
Other committee, please specify Enterprise Risk Committee	Reports to the board directly	Both assessing and managing climate-related risks and opportunities	Risks and opportunities related to our insurance underwriting activities Risks and opportunities related to our own operations	Quarterly
Investment committee	Investment - CIO reporting line	Both assessing and managing climate-related risks and opportunities	Risks and opportunities related to our investing activities	Quarterly

C1.3

(C1.3) Do you provide incentives for the management of climate-related issues, including the attainment of targets?

	Provide incentives for the management of climate-related issues	Comment
Row 1	Yes	Both monetary and non-monetary incentives are provided at the C-suite level for management of climate-related issues.

C1.3a

(C1.3a) Provide further details on the incentives provided for the management of climate-related issues (do not include the names of individuals).

Entitled to incentive	Type of incentive	Activity incentivized	Comment
Other C-Suite Officer	Non-monetary reward	Behavior change related indicator	<p>In 2019, we launched a targeted Go Green program to accelerate our sustainability efforts and increase employee education and engagement. Our Chief Strategy and Risk Officer serves as executive sponsor of the Go Green program, and the program is reflected in annual performance targets that influence monetary rewards.</p> <p>We completed the elimination of Styrofoam from our offices through the program, launched additional local initiatives such as our community engagement with Trees Atlanta, and replaced single-use plastics with eco-friendly alternatives in partnership with our suppliers and reducing paper use enterprise wide. We also installed several water bottle stations to discourage single-use plastic in major office locations like Atlanta and Miami.</p> <p>The Go Green program continued in 2021, including reducing overall paper consumption by about 7.2 tons as we continue to migrate to more digital applications and processes, removing printers wherever possible. We also transitioned our Woodbury, Minnesota, and Duluth, Georgia, locations to virtual to enable greater flexibility and significantly reduced our New York office footprint from 55,000 square feet to 11,000 square feet by midyear 2021. Additionally, we improved the environmental efficiency of our Atlanta office with LED lighting, low flow and hands-free water fixtures and enhanced building system control settings.</p>

Other C-Suite Officer	Monetary reward	Energy reduction project	In 2021, our Chief Administrative Officer was responsible for Assurant's overall ESG/Social Responsibility program and the reporting of progress related to the material topics, including climate action and energy, emissions, and waste. Performance on the ESG/Social Responsibility program, including progress toward our two percent annual energy reduction goal, was reflected in annual goals that influenced 2021 monetary rewards.
-----------------------	-----------------	--------------------------	------------------------------------------------------------------------------------------------------------------------------------------------------------------------------------------------------------------------------------------------------------------------------------------------------------------------------------------------------------------------------------------------------------------------------------------------

C-FS1.4

(C-FS1.4) Does your organization offer its employees an employment-based retirement scheme that incorporates ESG criteria, including climate change?

	Employment-based retirement scheme that incorporates ESG criteria, including climate change	Provide reasons for not incorporating ESG criteria into your organization's employment-based retirement scheme and your plans for the future
Row 1	No, and we do not plan to in the next two years	We do not have any ESG-specific funds within our lineup of investment options.

C2. Risks and opportunities

C2.1

(C2.1) Does your organization have a process for identifying, assessing, and responding to climate-related risks and opportunities?

Yes

C2.1a

(C2.1a) How does your organization define short-, medium- and long-term time horizons?

	From (years)	To (years)	Comment
Short-term	0	1	Assurant defines the short-term time horizon as 0-1 years.
Medium-term	1	3	Assurant defines the medium-term time horizon as 1-3 years.
Long-term	3	15	Assurant defines the long-term time horizon as 3-15 years.

C2.1b

(C2.1b) How does your organization define substantive financial or strategic impact on your business?

Assurant defines a substantive financial or strategic impact on our business when identifying or assessing climate-related risks as an impact from an individual catastrophe event that generated losses in excess of \$5.0 million, pre-tax and net of reinsurance and client profit sharing adjustments and including reinstatement and other premiums. In addition to catastrophe events, items that surpass this threshold, pre-tax, are evaluated for disclosure based on qualitative and quantitative factors, and presented to the Audit Committee on a quarterly basis. All inherent risks with a potential impact greater than \$6 million in Adjusted EBITDA across the full spectrum of Assurant's risk taxonomy are reported to the Finance & Risk Committee for additional review.

C2.2

(C2.2) Describe your process(es) for identifying, assessing and responding to climate-related risks and opportunities.

Value chain stage(s) covered

Direct operations

Risk management process

Integrated into multi-disciplinary company-wide risk management process

Frequency of assessment

More than once a year

Time horizon(s) covered

Short-term

Medium-term

Long-term

Description of process

Assurant prioritizes climate risks and opportunities based upon each business unit's exposure to catastrophe, flood, fire and other climate-related events. In 2021, the company conducted a risk and opportunities screening analysis to identify potential climate-related issues for Assurant businesses. To enhance our understanding of our significant risk exposure to catastrophic events inherent in our property insurance portfolios, we purchase third-party information that provides us with additional building characteristics, which we include in our modelling process and supply to our panel of more than 40 reinsurers. We employ catastrophe models for various geographic regions that contain 5-year projections, which allow us to make more accurate assumptions on the frequency of hurricanes or other climate-related events to determine pricing and guide appropriate risk-taking within the company. This process has helped Assurant identify portions of our portfolio that are at the highest risk of catastrophic events that could have a substantive financial impact on our business. As a result, beginning in 2020 and continuing in 2021, Assurant executed several strategic decisions to reposition our catastrophic reinsurance portfolio in the Caribbean and Latin America to reduce risk related to catastrophic events.

Assurant Risk Management, in collaboration with corporate real estate and facilities, assesses all the company's facilities for exposure to severe climate-related events and recommends improved climate resiliency where appropriate. For example, we fortified our Miami, Florida office with hurricane-resistant glass that provides protection from hurricanes rated up to category 5 and a full electrical generator capacity for use during a tropical cyclone or long-term power outage.

Risk Management is headed by our Global Head of Risk, who reports to the CSRO. Risk Management develops risk assessment and management policies and facilitates the identification, management, measurement, mitigation, monitoring, and reporting of risks. The Company uses the three lines of defense operating model to provide structure around risk management and internal controls. The first line of defense is front-line staff and managers who have day-to-day ownership and management over risks and controls. The second line of defense provides independent oversight of risk-taking and is accountable and responsible for identifying, measuring, monitoring and controlling aggregate risk. This line of defense includes the Enterprise Risk Committee and various management committees that oversee regional and line of business risk, financial risk, information technology risk, operational risk and investment risk, among others. The third line of defense is Internal Audit, which evaluates the adequacy of compliance with policies, procedures and processes established in the first and second lines. Internal Audit also assesses the design and ongoing effectiveness of risk management and the risk management framework. Risk appetite is defined as the levels and types of risk that we are willing to assume to achieve our strategic objectives and business plan, consistent with prudent management of risk concomitant with available levels of capital. Risk Management, in conjunction with the management committees listed above, develops recommendations for risk limits as part of our risk appetite framework. Using metrics allows for a cohesive assessment of risk, resources and strategy, and supports management and the Board in making well-informed business decisions. Risk assessments, which involve the identification of risks, information gathering and analyses, are performed by Risk Management and conducted in coordination with the second and third lines of defense. Risk Management measures risk exposure, and monitors and manages internal and external risk reporting using a central risk depository as the single source for risk information. The register collects information obtained from the processes described above and other sources and is periodically reviewed and approved by the Enterprise Risk Committee. Risks are classified using an enterprise-wide risk taxonomy.

Climate-related risk identification is integrated into a multidisciplinary, company-wide risk identification, assessment and management processes. For our climate-related catastrophe exposures inherent in our property insurance business, our RRC monitors catastrophe exposure and reports results as needed to the F&R Committee of the Board on a quarterly basis. Our RRC reviews and approves our catastrophe reinsurance activities. Annually through our catastrophe reinsurance program, we work to reduce our company's financial exposure while protecting millions of homeowners and renters against severe weather and other hazards. Additionally, the ERC meets at least six times per calendar year to focus on all key risks (i.e., inherent risks with a potential impact greater than \$6 million in Adjusted EBITDA across the full spectrum of

Assurant's risk taxonomy). The ERC, which is chaired by our Chief Strategy and Risk Officer and includes senior members of risk management, and leaders of all the functional support areas of the company, is responsible for the interdisciplinary oversight of business unit and enterprise risks and the design, management and recommendation of the risk appetite framework and limits. The ERC reports and provides regular updates to the F&R Committee.

For our Global Lifestyle business line, our critical vendors are contractually obliged to let us review and approve of their business continuity programs, plans and disaster response protocols.

As a result of the growing customer demand for lower emissions vehicles, the electric vehicle (EV) market has been growing exponentially in the past few years, which has presented an opportunity for Assurant to grow with lower-emissions products. In 2021, we continued the global rollout of an electric vehicle (EV) and hybrid vehicle-specific protection product, which is now available in 12 countries worldwide including the U.S., Canada, UK, Mexico, Argentina, Brazil, Australia, New Zealand and China. Assurant's EV One Protection provides extended warranty solutions that are comprehensive, flexible and include customized coverage for wear and tear and mechanical repair, which is offered through various dealer and manufacturer partnerships often managing the day-to-day claims management and offering customer service expertise to vehicle owners. Assurant is well-positioned to serve the growing EV market globally as consumers look to minimize their carbon footprint. For more information, please see the product page for Assurant EV One Protection. We will continue to find ways to build on this across the business in the future as we mature our ESG practices.

Value chain stage(s) covered

Direct operations

Risk management process

A specific climate-related risk management process

Frequency of assessment

Not defined

Time horizon(s) covered

Short-term

Medium-term

Long-term

Description of process

In early 2021, Assurant completed a TCFD-aligned climate risks and opportunities scenario analysis for ten of our most critical facilities around the world. The locations included headquarters, offices, and warehouses of strategic and geographic importance to Assurant and were selected to maximize insights for Assurant's consideration of climate risks and opportunities within our own operations. Climate impacts for the selected locations were modelled under two different climate scenarios – one aligned

with RCP 8.5 (“Business-as-usual”) and one aligned with RCP4.5 (“lower-emissions scenario”) – using a third-party software tool along with input from Assurant. A range of physical and transition risks were evaluated under two different time horizons. The near-term time horizon represented potential impacts from 2020-2029 while the long-term time horizon represented potential impacts from 2030-2039.

The initial results of this scenario analysis were shared with the Board and with key leaders in the organization in 2021, and we have used the results to inform Assurant’s climate-related risk and opportunity responses.

C2.2a

(C2.2a) Which risk types are considered in your organization's climate-related risk assessments?

	Relevance & inclusion	Please explain
Current regulation	Relevant, always included	<p>Assurant’s Office of Risk Management and Government Relations team closely monitors current and emerging regulations. For example, as an administrator of the National Flood Insurance Program (NFIP) provided by the Federal Emergency Management Agency (FEMA) in the United States, Assurant closely monitors regulations related to natural disasters.</p> <p>Assurant works with state and federal regulators, focusing especially on our relationships in areas facing elevated risk from climate change, such as those along the coasts, or national programs exposed to this risk, like FEMA. We believe engagement with regulators provides the best path to address regulations related to climate-related risks while ensuring access to fair-priced insurance.</p> <p>Our approach to regulator engagement advocates for policies that help to mitigate climate-related risk. For example, we offer insurance policies that incentivize lower risk behaviors, like adopting climate resilient construction practices. We also work closely with state and local insurance departments to promote fair assessments of building construction that actively mitigate their properties’ climate change risks.</p>
Emerging regulation	Relevant, always included	<p>Assurant’s Office of Risk Management and Government Relations Team closely monitor risks relating to current and emerging regulations. For example, in November 2020 the UK government announced a number of initiatives including the introduction of mandatory TCFD aligned disclosures fully mandatory across the UK economy by 2025, with listed firms, larger financial services, and other firms being required to implement reporting by 2023. Final rules came into force in April 2022 and certain Assurant UK operations will be required to prepare mandatory TCFD reporting for year-end 2023. The</p>

		<p>EU Corporate Sustainability Reporting Directive, currently in EU Parliament negotiations, will introduce mandatory reporting covering a range of sustainability matters as set out in reporting standards to be developed by the European Financial Reporting Advisory Group from 2024. In addition, both the EU Solvency II Delegated Acts and EU Insurance Distribution Directive Delegated Acts have been amended to introduce specific sustainability considerations in product governance, risk management and investment practice effective from late 2022.</p> <p>Additionally, in the U.S., the Securities and Exchange Commission proposed rules in March 2022 to enhance and standardize climate-related disclosures for investors, including information about climate-related risks that are reasonably likely to have a material impact on a company’s business, results of operations or financial condition, and certain climate-related financial statement metrics in a note to their audited financial statements. Assurant is providing feedback on the proposed rules to the SEC, via the Business Roundtable and other associations. Assurant also annually responds to the National Association of Insurance Commissioner (“NAIC”)’s Climate Risk Disclosure Survey required by various states where Assurant’s insurers are domiciled, typically by providing the TCFD. In 2021, Assurant further engaged with various trade associations to provide feedback on emerging climate-related disclosure requirements including those of the NY Department of Financial Services, via the American Property Casualty Insurance Association and the Life Insurance Council of New York, Inc., in response to NY’s Proposed Guidance for Domestic Insurers on Managing Financial Risk from Climate Change and to the SEC, via the Business Roundtable, in response to the SEC request for information on climate change disclosures.</p>
Technology	Relevant, sometimes included	<p>Assurant’s materiality assessment identified Innovation and Customer Experience as one of our top ESG topics. Innovation is core to meeting and anticipating our client and consumer needs and an integral part of our strategic plans and continued success. As digital distribution and access lead to increased connections between consumers and technology, as well as increased consumer expectations, Assurant uses technology platforms that allow for virtual workstyles and data transfer to other facilities to maintain operations and fast services for our customers. Assurant has also invested and implemented several digital self-service tools across several lines of business to help provide easier ways for customers to start, manage and complete a claim. We have also implemented chat technology and virtual inspections to further enhance service options and reduce the time taken to resolve a claim.</p>

Legal	Relevant, always included	Legal challenges involving climate-related issues could include legal initiatives and court decisions in the aftermath of major catastrophes that could expand insurance coverage for catastrophic claims that would negatively impact our business.
Market	Relevant, always included	<p>As we strengthen our climate strategy, we continue expanding our understanding of consumer needs and global trends, including a more comprehensive look at global climate change impacts. To maintain our leading positions, we will continue to incorporate climate change risks and opportunities into our decision-making processes and maximize our operational efficiency. For example, in December of 2020, Assurant closed the acquisition of HYLA mobile, a leading provider of smartphone software, trade-in and upgrade services with recognized sustainability practices. The acquisition strengthens Assurant’s trade-in and upgrade programs and will help further sustainability efforts and operations integration by extending the life of mobile devices.</p> <p>Assurant may also be affected by increasing material costs in our Global Lifestyle business, in which we operate mobile repairs including within our own facilities. As an example, these facilities require inputs of certain raw materials in order to process phone repairs, and we anticipate the costs of these raw materials will increase as global supply chains are affected more frequently by climate-related extreme weather events such as hurricanes and most recently the COVID pandemic and geopolitical environment. The company has certain risk-sharing mechanisms in place with its clients to minimize exposure. This risk was evaluated through our scenario analysis process, and while it was identified as a low climate-related risk, we will continue to monitor this risk and evaluate emerging market and business risks and changes in severity in the future.</p>
Reputation	Relevant, sometimes included	Assurant’s materiality assessment identified Customer Experience as another key ESG topic with “Customer Commitment” being a key pillar of Assurant’s ESG/Social Responsibility strategic framework. A failure to meet customer needs, preferences or timeframes could compromise Assurant’s position as a market leader and our broader reputation. If customers perceive Assurant as not taking action to help address climate change or provide services that mitigate climate-related risks, we could damage our reputation in the market, which could result in lost customers and lost revenues. Assurant proactively launches awareness campaigns to evaluate customer needs. For example, each year in advance of hurricane season, we conduct an awareness campaign through social media and communication outreach to reinforce readiness, especially in catastrophe prone states. Assurant also has increasingly leveraged proactive communications around climate-related actions to build awareness with key stakeholders. Additionally, Assurant conducts social media tracking to review trending topics, gain additional insights on stakeholder comments and

		perceptions of the company. The social media tracking includes various ESG topics, such as climate change, and feedback is considered when assessing reputational risks. Assurant also believes climate change has the potential to impact the company's employer brand and ability to attract talent focused on sustainability issues.
Acute physical	Relevant, always included	<p>Assurant purchases forward-looking catastrophe and storm models from several modelling agencies. Our in-house catastrophe modelers also work with modelling agencies to help improve Assurant's models. Assurant employs a proprietary view of risk, which combines and adjusts results from several models to arrive at a comprehensive annual assessment of our climate-related risk, policy rates and reinsurance costs.</p> <p>The Office of Risk Management, in collaboration with Corporate Real Estate and Facilities, assesses all Assurant facilities for exposure to severe climate-related events and recommends improved climate resiliency where appropriate. For example, due to Florida's high exposure to hurricanes, we fortified our Miami, Florida office with hurricane resistant glass that provides protection from hurricanes rated up to Category 5 and full electrical generator capacity for use during a tropical cyclone and/or long-term power outage. We also provide optional electrical generators to most large facilities, with additional generators for data protection in select locations. We strategically relocated our data centers in the United States several years ago to regions less vulnerable to catastrophic events such as hurricanes and are actively working to migrate to the cloud to decrease reliance on physical data centers in the future.</p>
Chronic physical	Relevant, sometimes included	We continue to bolster our understanding of chronic physical climate change issues impacting our business. To mitigate potential chronic risks across our U.S. footprint, we have depot locations in Tennessee, Texas, and Pennsylvania to ensure business continuity during disaster recovery. These diverse locations lower the risk that any chronic or acute physics risks would affect all depots.

C-FS2.2b

(C-FS2.2b) Do you assess your portfolio's exposure to climate-related risks and opportunities?

	We assess the portfolio's exposure
Investing (Asset owner)	Yes
Insurance underwriting (Insurance company)	Yes

C-FS2.2c

(C-FS2.2c) Describe how you assess your portfolio’s exposure to climate-related risks and opportunities.

	Type of risk management process	Proportion of portfolio covered by risk management process	Type of assessment	Time horizon(s) covered	Tools and methods used	Provide the rationale for implementing this process to assess your portfolio's exposure to climate-related risks and opportunities
Investing (Asset owner)	Integrated into multi-disciplinary company-wide risk management process	86	Qualitative and quantitative	Not defined	Internal tools/methods External consultants	Assurant recognizes the importance of considering certain ESG factors in our investment portfolios. Our portfolio management professionals, as well as our third-party asset managers, integrate ESG considerations, where relevant, into their research, portfolio construction and investment decision making as well as ongoing monitoring activities. In 2020,



						<p>Assurant outsourced the day-to-day management of our asset portfolio to highly qualified global asset management firms including: Goldman Sachs Asset Management, Voya, and BlackRock. As such, the majority of our fixed income and equity investments are managed by firms that are signatories of the United Nations-supported Principles for Responsible Investment (PRI). These firms are working with Assurant on ESG strategies that seek to maximize long-term value, and increasingly, incorporate ESG factors in our investment processes and policies.</p> <p>Beginning in</p>
--	--	--	--	--	--	----------------------------------------------------------------------------------------------------------------------------------------------------------------------------------------------------------------------------------------------------------------------------------------------------------------------------------------------------------------------------------------------------------------------------------------------------------------------------------------------------------------------------------------------------------------------------------------------

						<p>2021, a newly formed Assurant Investment Committee provides a forum for ESG topics to be discussed and considered together with other investment considerations. This committee is comprised of a cross section of internal stakeholders that will be empowered to identify and incorporate into investment policy ESG topics that align with Assurant's mission to support, protect and connect major consumer purchases to support the advancement of the connected world.</p>
Insurance underwriting (Insurance company)	Integrated into multi-disciplinary company-wide risk	25	Qualitative and quantitative	Short-term Medium-term Long-term	Risk models Scenario analysis Stress tests	Assurant defines the portfolio coverage here as % of

	<p>management process</p>				<p>Internal tools/methods</p>	<p>Assurant's Adjusted EBITDA generated from insurance underwriting related to catastrophe-exposed business. We integrate several strategies into our business approach to mitigate these risks and seize opportunities, including diversifying our business away from insurance underwriting related to catastrophe-exposed business and risk sharing largely through reinsurance and catastrophe modeling.</p> <p>Through the use of industry standard modelling tools, Assurant quantifies its risk to hurricane and voluntary flood risks on a semi-annual basis.</p>
--	---------------------------	--	--	--	-------------------------------	---------------------------------------------------------------------------------------------------------------------------------------------------------------------------------------------------------------------------------------------------------------------------------------------------------------------------------------------------------------------------------------------------------------------------------------------------------------------------------------------------------------------------------------------------------------------------

						Changes in total insured value and hot spots are updated quarterly, with aggregates and trends reported to management on a quarterly basis. This analysis ensures that ongoing oversight and monitoring of the portfolio exposure and the adequacy of the inforce and prospective reinsurance programs.
--	--	--	--	--	--	---------------------------------------------------------------------------------------------------------------------------------------------------------------------------------------------------------------------------------------------------------------------------------------------------------

C-FS2.2d

(C-FS2.2d) Does your organization consider climate-related information about your clients/investees as part of your due diligence and/or risk assessment process?

	We consider climate-related information
Investing (Asset owner)	Yes
Insurance underwriting (Insurance company)	Yes

C-FS2.2e

(C-FS2.2e) Indicate the climate-related information your organization considers about clients/investees as part of your due diligence and/or risk assessment process, and how this influences decision-making.

Portfolio

Investing (asset owner)

Type of climate-related information considered

Other, please specify

Information that may influence our investments, include ESG-related topics such as human rights, exposure to regulation or litigation, labor relations, product quality and safety, reputation, governance practices, energy costs and climate impact

Process through which information is obtained

Data provider

Industry sector(s) covered by due diligence and/or risk assessment process

Other, please specify

Covers all broad market sectors

State how this climate-related information influences your decision-making

Our portfolio management professionals, as well as our third-party asset managers, integrate ESG considerations, where relevant, into their research, portfolio construction and investment decision making as well as ongoing monitoring activities. The majority of our fixed income and equity investments are managed by global asset management firms that work with Assurant on ESG strategies that seek to maximize long-term value, and increasingly, incorporate ESG factors in our investment processes and policies.

Our objective is to generate consistent, long-term, risk-adjusted investment income. As with any investment decision, significant risk analysis is completed. Investment outperformance relative to the market over the long-term is supported by risk analysis, which includes a review of the potential impact(s) of select ESG topics. In 2021, we established the Assurant Responsible Investing Commitment that states how we seek to integrate ESG factors and screenings into our investments. The Assurant Investment Committee provides a forum for ESG topics to be discussed and considered in balance with other investment considerations. We work towards consistently: incorporating relevant ESG factors and trends into the analysis of the long-term performance outlook and value of our investments; consider, where applicable, information about factors that may influence our investments, including but not limited to ESG-related topics such as human rights, exposure to regulation or litigation, labor relations, product quality and safety, reputation, governance practices, energy costs and climate impact; selectively restrict investments in entities whose activities are fundamentally inconsistent with Assurant's values or are likely to result in reputational and/or other risks. As of December 2021, the company restricts new investments in entities that exceed revenue thresholds in thermal coal extraction and power generation, oil sands extraction, tobacco production and distribution, and civilian firearms production and distribution. In addition, the investment portfolio limits exposure to issuers with ties to controversial weapons, United Nations Global Compact violators, or without female representation on boards of directors; achieve a lower overall portfolio exposure to industries and companies with high-risk environmental issues and targeting higher allocations to companies and issuances that demonstrate enhanced environmental, social and sustainability attributes.

Portfolio

Insurance underwriting (Insurance company)

Type of climate-related information considered

Other, please specify

Exposure to catastrophe, flood, fire, existing and emerging regulatory requirements related to climate change, and other climate-related events

Process through which information is obtained

Other, please specify

Risk and opportunities screening

Industry sector(s) covered by due diligence and/or risk assessment process

Other, please specify

Assurant's major lines of business

State how this climate-related information influences your decision-making

The company conducted a risk and opportunities screening analysis in 2021 to identify potential climate-related issues for Assurant businesses. As part of that process, the major lines of business were reviewed and assessed based on current climate change trends, the varying degrees of potential downside and upside, and the additional information and analysis required to gain greater understanding of the risks. Because Global Housing's lender-placed homeowners and lender-placed manufactured housing insurance products are designed to automatically provide property coverage for client portfolios, our exposure to certain catastrophe-prone locations may increase. The withdrawal of other insurers from these or other states may lead to adverse selection and increased use of our products in these areas and may negatively affect our loss experience. Assurant prioritizes risks and opportunities based upon each business unit's exposure to catastrophe, flood, fire, existing and emerging regulatory requirements related to climate change, and other climate-related events. Assurant is most prone to climate change impacts related to the homes for which we provide lender-placed, voluntary and flood insurance through Global Housing. In managing its portfolio of voluntary property insurance policies, Assurant uses risk concentration models to identify and de-risk areas of high exposure to climate-related perils such as wildfire and flood. To enhance our understanding of our significant risk exposure to catastrophic events, we purchase aftermarket information that provides us with additional building characteristics, which we include in our modelling process and supply to our panel of more than 40 reinsurers. We employ catastrophe models for various geographic regions that contain 5-year projections, which allow us to make more accurate assumptions on the frequency of hurricanes or other climate-related events to determine pricing and guide appropriate risk-taking within the company. Assurant Risk Management, in collaboration with corporate real estate and facilities, assesses all of the company's facilities for exposure to severe climate-related events and recommends improved climate resiliency where appropriate. For example, we fortified our Miami, Florida, office with hurricane-resistant glass that provides protection from hurricanes rated up to category 5 and a full electrical generator capacity for use during a tropical cyclone and/or long-term power outage.

C2.3

(C2.3) Have you identified any inherent climate-related risks with the potential to have a substantive financial or strategic impact on your business?

Yes

C2.3a

(C2.3a) Provide details of risks identified with the potential to have a substantive financial or strategic impact on your business.

Identifier

Risk 1

Where in the value chain does the risk driver occur?

Direct operations

Risk type & Primary climate-related risk driver

Acute physical
Cyclone, hurricane, typhoon

Primary potential financial impact

Increased insurance claims liability

Climate risk type mapped to traditional financial services industry risk classification

Policy and legal risk

Company-specific description

In Global Housing, our lender-placed insurance is subject to a sizable portion of this risk. Lender-placed insurance products accounted for approximately 53% of Global Housing's net earned premiums, fees and other income and 11% of total Assurant net earned premiums, fees and other income as of year-end 2021. Catastrophe losses, including human-made catastrophe losses, could materially reduce our profitability and have a material adverse effect on our results of operations and financial condition.

U.S. regulation requires a bank or mortgage servicer to maintain gap-free insurance coverage if a homeowner's insurance lapses or fails to meet minimum requirements set by a bank or mortgage servicer. Because of the nature of lender-placed insurance, Assurant cannot assess the property prior to the insurance activating. Additionally, properties may turn to lender-placed insurance after other insurance companies refused to cover the property due to elevated risk. Assurant has observed an increase in lender-placed insurance in areas with higher exposure to tropical cyclones, especially along the coasts (e.g., New York) and the Gulf of Mexico (e.g., Florida and Texas). In Florida, the increased risk and costs from hurricanes has led many insurers to withdraw from the state. Citizens Property Insurance, the state-founded insurer (the insurer of last resort), can reject covering a property for limited reasons. In this manner, Assurant's lender-

placed insurance may take the role of insurer of last resort on properties with high climate-related risks. In other areas prone to drought, such as California, properties experiencing higher fire risk exposure may receive an Assurant lender-placed policy. Lender-placed insurance inherently carries substantial risk. As the percentage of risk relating to climate increases, Assurant is working to better understand, reduce, and mitigate climate-related risk.

Time horizon

Medium-term

Likelihood

Unlikely

Magnitude of impact

High

Are you able to provide a potential financial impact figure?

Yes, a single figure estimate

Potential financial impact figure (currency)

1,150,000,000

Potential financial impact figure – minimum (currency)**Potential financial impact figure – maximum (currency)****Explanation of financial impact figure**

For 2021, on Assurant's U.S. property portfolio, the probability of an \$80 million Catastrophe Loss is ~1 in 4 years. Above this level, Assurant is protected by reinsurance up to a \$1.15 billion event loss, which represents the potential financial impact and includes the cumulative coverage of our U.S. property catastrophe reinsurance program. This includes the U.S. main tower of \$965 million, which has an occurrence probability of 1 in 174 years, as well as coverage provided by the Florida Hurricane Catastrophe Fund of \$180 million. The 2021 program protects more than three million homeowners and renters.

Cost of response to risk

149,300,000

Description of response and explanation of cost calculation

Responsible risk sharing, largely from reinsurance, forms the foundation of Assurant's risk mitigation strategy. Assurant considers reinsurers as strategic partners and credits transparency to our strong relationships with more than 40 global firms. In addition, the diversified composition of Assurant's business portfolio helps to mitigate the impacts from risks associated with a single physical location or business line. The 2021 Catastrophe Reinsurance Program also includes coverage in the Caribbean of up to \$150 million in excess of \$20 million.

Assurant purchases forward-looking catastrophe and storm models from several modelling agencies. Our in-house experts including catastrophe modellers also work with modelling agencies to help improve Assurant's models. Assurant employs a proprietary view of risk, which combines and adjusts results from several models to arrive at a comprehensive annual assessment of our climate-related risk, policy rates and reinsurance costs. We tested the program against several of the most significant historical catastrophes dating back to the 1850s using industry-leading catastrophe models. The model showed if these events were to recur today (e.g., Hurricane Andrew, Hurricane Katrina or superstorm Sandy), Assurant's loss would be well within the U.S. catastrophe reinsurance program's limit.

The cost of the response to risk refers to Assurant's approximate property catastrophe reinsurance premiums in 2021. In total, Assurant's global catastrophe reinsurance programs cost \$149M in 2021. Actual reinsurance premiums will vary from estimated if exposure changes significantly from estimates or if reinstatement premiums are required due to catastrophe events.

Comment

N/A

Identifier

Risk 2

Where in the value chain does the risk driver occur?

Direct operations

Risk type & Primary climate-related risk driver

Emerging regulation

Mandates on and regulation of existing products and services

Primary potential financial impact

Increased insurance claims liability

Climate risk type mapped to traditional financial services industry risk classification

Policy and legal risk

Company-specific description

Catastrophe losses, including human-made catastrophe losses, could materially reduce our profitability and have a material adverse effect on our results of operations and financial condition. In Global Housing, our participation in FEMA's NFIP is subject to a portion of this risk. Assurant is the second largest administrator for the U.S. government under NFIP.

In the U.S., FEMA's NFIP subsidizes properties considered "preferred risk", or those with higher exposure to climate change risks. In 1983, the NFIP started the collaborative Write Your Own (WYO) Program, which allows private insurers to issue and service

flood insurance. FEMA assumes all risks and underwriting costs associated with these policies, but the NFIP's total debt, as of December 2021, has been reported at around \$20.5 billion, which does not include any debts incurred from Hurricanes Harvey, Irma and Maria. Unless FEMA adopts higher premiums that reflect increased climate-related risk and incentivizes risk reducing behaviors, like relocation or flood resilient construction, the NFIP's increasing debt may restrict future claim reimbursements to insurers. FEMA's lack of policies and incentives that prevent or reduce climate-related risk also hinders Assurant's ability to use similar tools to address the underlying causes of climate-related risk.

With that said, FEMA updated their risk rating methodology through the implementation of a new pricing methodology in October of 2021 entitled Risk Rating 2.0. This new structure is expected to help FEMA deliver rates that better reflect a property's flood risk.

In addition, Congress must also reauthorize the NFIP periodically. A failure to reauthorize the NFIP, beyond the current extension period of September 30, 2022, would effectively stop the sales and renewal of NFIP flood policies, which may reduce our role as the second largest administrator in the WYO program.

Time horizon

Medium-term

Likelihood

Unlikely

Magnitude of impact

High

Are you able to provide a potential financial impact figure?

Yes, a single figure estimate

Potential financial impact figure (currency)

100,000,000

Potential financial impact figure – minimum (currency)

Potential financial impact figure – maximum (currency)

Explanation of financial impact figure

At present, Assurant is one of the largest administrators of policies in the WYO Program. Thus, any late, reduced, or denied repayment poses a risk to future profits. The potential financial impacts of this occurring would be significant to our business. Assurant calculated the potential financial impact during a bad flood season, which could result in a potential gross loss of \$500 million. If FEMA pays only 80% (\$400 million) of their obligations on a gross loss of \$500 million, it could result in an estimated

potential financial impact to Assurant of \$100 million—the 20% that FEMA did not cover (\$500 million x 20% = \$100 million).

Cost of response to risk

3,500,000

Description of response and explanation of cost calculation

The cost of management estimates the total shared costs for various business functions that support Risk 2, Risk 3, Opportunity 1, and Opportunity 2. This estimate represents a portion of our costs to run our legal, compliance, government relations, and actuarial teams. \$3,500,000 is the mean of our \$2,000,000 to \$5,000,000 estimated range.

Assurant works with state and national regulators, focusing especially on areas facing elevated risk from climate change, such as along the coasts, or national programs exposed to this risk, like FEMA. We believe engagement with regulators provides the best path to address climate-related risks while ensuring access to fair-priced insurance. We also offer lower insurance rates for structures that are built inland or adopt climate-resilient improvements as allowed by local regulations.

As one of the largest flood insurance carriers for the U.S. government under the voluntary NFIP, Assurant educates FEMA and national legislators on flood catastrophe models and the climate-related flood risk that may influence future policy. In regulator outreach, Assurant stresses the need to accelerate insurance policy and products that incentivize lower-risk behaviors, like adopting climate resilient construction practices, and thus address an underlying cause of climate-related risk.

Comment

N/A

Identifier

Risk 3

Where in the value chain does the risk driver occur?

Direct operations

Risk type & Primary climate-related risk driver

Current regulation

Regulation and supervision of climate-related risk in the financial sector

Primary potential financial impact

Increased direct costs

Climate risk type mapped to traditional financial services industry risk classification

Policy and legal risk

Company-specific description

We are subject to extensive laws and regulations, which increase our costs and could restrict the conduct of our business. Violations or alleged violations of such laws and regulations could have a materially adverse effect on our reputation, business and results of operations. Our business is also subject to risks related to reductions in the insurance premium rates we charge. Changes in insurance regulation may reduce our profitability and limit our growth.

In the United States, insurance regulators seek to maintain orderly markets, which can lead to moderation of indicated rate movements. One of the unintended consequences of this can be a potentially insufficient differential between regulator-approved insurance rates for properties with high exposure to climate events and the true exposure of these properties. Some state insurance departments do not allow the use of computer models in rate proposals submitted by companies such as Assurant, while in other states the use of models is highly constrained to the state's approved view and use. The evolving nature of climate change risk is not well captured without the ability to model situations and exposures using a forward-looking view reflective of this risk.

Time horizon

Medium-term

Likelihood

Likely

Magnitude of impact

Medium-high

Are you able to provide a potential financial impact figure?

Yes, an estimated range

Potential financial impact figure (currency)

Potential financial impact figure – minimum (currency)

20,000,000

Potential financial impact figure – maximum (currency)

40,000,000

Explanation of financial impact figure

Faced with an inability to charge rates commensurate with risk, insurance companies can experience reduced profitability, reduce capacity, or even withdraw capacity from a given area or state. For example, some state insurance offices work to keep rates affordable, but many properties near coastal regions or other catastrophe-prone areas have a much greater catastrophe risk. The potential financial impact is based on estimated differences between our proposed rates and the approved rates from state regulators. Currently, state regulators allow models calibrated to historical averages and do not consider forward-looking models when reviewing rates. The stated estimated impact range of \$20 million to \$40 million is for the potential impact of regulators not approving higher rates based on forward-looking climate models and approving lower

rates based on historical averages, which may not properly reflect how climate change affects weather patterns.

Cost of response to risk

3,500,000

Description of response and explanation of cost calculation

The cost of management estimates the total shared costs for various business functions that support Risk 2, Risk 3, Opp. 1, and Opp. 2. This estimate represents a portion of our costs to run our legal, compliance, government relations, and actuarial teams. \$3,500,000 is the mean of our \$2 million to \$5 million estimated range.

Assurant works with state and federal regulators, focusing especially on our relationships in areas facing elevated risk from climate change, such as those along the coasts, or national programs exposed to this risk, like FEMA. We believe engagement with regulators provides the best path to address climate-related risks while ensuring access to fair-priced insurance. We also offer lower insurance rates for structures that are built inland or adopt climate-resilient improvements as allowed by local regulations.

As one of the largest flood insurance carriers for the U.S. government's NFIP, Assurant helps to educate FEMA and federal legislators on flood catastrophe models and climate-related flood risk that may influence future policy. In all regulator outreach, Assurant stresses the need to accelerate insurance policy and products that incentivize lower-risk behavior, like adopting climate resilient construction practices, and thus address an underlying cause of climate-related risk.

In addition, the diversified composition of Assurant's business portfolio and locations helps to mitigate the impacts from risks associated with a single physical location or business line. As we continue to grow our businesses into new regions and markets, we further continue to further diversify our real estate portfolio.

Comment

N/A

Identifier

Risk 4

Where in the value chain does the risk driver occur?

Direct operations

Risk type & Primary climate-related risk driver

Acute physical
Cyclone, hurricane, typhoon

Primary potential financial impact

Increased insurance claims liability

Climate risk type mapped to traditional financial services industry risk classification

Operational risk

Company-specific description

In Global Housing, our voluntary flood is subject to a portion of this risk. Catastrophe losses, including human-made catastrophe losses, could materially reduce our profitability and have a material adverse effect on our results of operations and financial condition.

Assurant assumes all risk and costs associated with primary (voluntary) flood insurance policies, unlike flood insurance issued under the NFIP. As climate change impacts precipitation and the likelihood for hurricanes and storms that lead to flooding, risk exposure on primary flood insurance increases. Along with this risk, the effects of climate change may increase the demand for primary flood insurance. In 2021, roughly 22 percent of Assurant's Global Housing segment revenue was from Specialty and Other products that included voluntary manufactured housing and other voluntary insurance like flood. To the extent the company expands our flood insurance products, we face increasing exposure to properties with flood risk, which we try to limit with quota-share relationships where possible and overall, will continue to monitor to ensure appropriate protection as part of our annual catastrophe reinsurance program.

Time horizon

Medium-term

Likelihood

Very unlikely

Magnitude of impact

High

Are you able to provide a potential financial impact figure?

Yes, a single figure estimate

Potential financial impact figure (currency)

1,150,000,000

Potential financial impact figure – minimum (currency)**Potential financial impact figure – maximum (currency)****Explanation of financial impact figure**

In 2021, Assurant absorbed \$144 million in total pre-tax reportable catastrophe losses. We finalized our 2021 catastrophe reinsurance program with \$1.19 billion in coverage, protecting more than 3 million homeowners and renters. To help verify the strength of the 2021 program, the Company tested the program against several of the most significant historical catastrophes dating back to the 1850s using an industry-leading catastrophe model. Through the testing, the model showed that if these events were to

recur today (e.g., Hurricane Andrew, Hurricane Katrina or superstorm Sandy), Assurant's loss would be well within the U.S. catastrophe reinsurance program's limit.

The potential financial impact is the cumulative coverage of our property catastrophe reinsurance program (\$1.19 billion). This includes the U.S. main tower of \$965 million and coverage provided by the Florida Hurricane Catastrophe Fund of \$221 million. In addition, the company has smaller catastrophe reinsurance programs in Latin America and Caribbean which provides protection in excess of retention thresholds. Actual reinsurance premiums will vary if exposure changes significantly from estimates or if reinstatement premiums are required due to catastrophe events.

Cost of response to risk

149,300,000

Description of response and explanation of cost calculation

Cost of response to risk refers to Assurant's estimated total approximate catastrophe reinsurance premiums in 2021. The premiums paid are for the catastrophe reinsurance program was in total \$149 million.

Responsible risk sharing, largely from reinsurance, forms the foundation of Assurant's risk mitigation strategy. Assurant considers reinsurers as strategic partners and credits transparency to our strong relationships with more than 40 global firms. While there were no catastrophe events that hit our retention for any program in 2021, as we have seen over the years, to the extent our gross losses surpass the retentions set in any of our catastrophe reinsurance programs, Assurant's net losses would be reduced given the coverage provided by the many global reinsurers the company purchases reinsurance coverage from. In addition, the diversified composition of Assurant's business portfolio helps to mitigate the impacts from risks associated with a single physical location or business line. As we continue to grow our businesses into new regions and markets, we continue to further diversify our real estate portfolio.

Assurant purchases forward-looking catastrophe and storm models from several modelling agencies. Our in-house experts, including catastrophe modelers also work with modelling agencies to help improve Assurant's models. Assurant employs a proprietary view of risk, which combines and adjusts results from several models to arrive at a comprehensive annual assessment of our climate-related risk, policy rates and reinsurance costs.

Comment

N/A

C2.4

(C2.4) Have you identified any climate-related opportunities with the potential to have a substantive financial or strategic impact on your business?

Yes

C2.4a

(C2.4a) Provide details of opportunities identified with the potential to have a substantive financial or strategic impact on your business.

Identifier

Opp1

Where in the value chain does the opportunity occur?

Insurance underwriting portfolio

Opportunity type

Products and services

Primary climate-related opportunity driver

Development of climate adaptation, resilience and insurance risk solutions

Primary potential financial impact

Other, please specify

Improved loss experience and potential to lower rates

Company-specific description

We see an opportunity for new regulations and building codes that mitigate climate risk. This segment of Assurant's business, Global Housing, accounts for about 20 percent of 2021 revenue. Assurant works with state regulators and legislators on regulation to decrease property insurance rates for those homeowners that mitigate climate risk by living/building away from coasts, following modern building standards, and avoiding low-elevation areas. For example, state insurance regulatory departments could differentiate rates based on property locations and construction risk abatement. Also, individuals with flood insurance through FEMA's NFIP do not always receive credit for their climate risk mitigations. Currently, most of our international homeowners' policies offer discounts to customers who build with more resilient materials and install wind mitigation features. We have the opportunity in North America to provide differentiated prices where appropriate and become a leader in acknowledging and responding to these mitigation efforts.

Time horizon

Medium-term

Likelihood

Very likely

Magnitude of impact

Medium

Are you able to provide a potential financial impact figure?

Yes, a single figure estimate

Potential financial impact figure (currency)

5,000,000

Potential financial impact figure – minimum (currency)

Potential financial impact figure – maximum (currency)

Explanation of financial impact figure

Supporting new state regulations that reward climate risk mitigations may reduce our costs for reinsuring climate related risks. The stated potential financial impact of \$5 million assumes improved building codes encourage better building practices, which generates a five percent improvement on losses in a year with \$100 million of losses (\$100 million x 0.05 = \$5 million).

Cost to realize opportunity

3,500,000

Strategy to realize opportunity and explanation of cost calculation

The cost to realize this opportunity estimates the total shared costs for various business functions that support Risk 2, Risk 3, Opportunity 1, and Opportunity 2. This estimate represents a portion of our costs to run our legal, compliance, government relations, and actuarial teams. \$3,500,000 is the mean of our \$2,000,000 to \$5,000,000 estimated range.

Assurant works with state and federal regulators, focusing especially on areas facing elevated risk from climate change, such as along the coasts, or national programs exposed to this risk, like FEMA. We believe engagement with regulators provides the best path to address climate-related risks while ensuring access to fair-priced insurance. We also offer lower insurance rates for structures that are built inland or adopt climate-resilient improvements as allowed by local regulations.

We advocate for policies that help to mitigate climate-related risk. For example, insurance policies that incentivize lower risk behavior, like adopting climate resilient construction practices. We also work with state and local insurance departments to promote fair assessments of building construction that actively mitigate their properties' climate change risks.

In addition, Assurant employees serve on committees of the Insurance Institute for Business and Home Safety (IBHS), and we provide financial support through our company's membership to further research methods aimed at fortifying homes and improving flood resiliency.

Comment

N/A

Identifier

Opp2

Where in the value chain does the opportunity occur?

Insurance underwriting portfolio

Opportunity type

Markets

Primary climate-related opportunity driver

Increased sales of liability and other insurance to cover climate-related risks

Primary potential financial impact

Increased revenues through access to new and emerging markets

Company-specific description

As insurance companies increase their underwriting criteria and pricing of their insurance products in locations with exposure to catastrophes, many homeowners have trouble securing and maintaining affordable coverage. For many, relocating is not an option. We believe that with the right approach, we can provide insurance for consumers currently in homes susceptible to extreme weather while maintaining sound actuarial standards.

Time horizon

Medium-term

Likelihood

More likely than not

Magnitude of impact

Medium

Are you able to provide a potential financial impact figure?

Yes, a single figure estimate

Potential financial impact figure (currency)

7,000,000

Potential financial impact figure – minimum (currency)

Potential financial impact figure – maximum (currency)

Explanation of financial impact figure

In states or regions experiencing capacity restrictions on voluntary homeowner's insurance, it is possible that use of lender-placed insurance could increase. Areas with increased lender-placed insurance are typically also affected by consistent price increases from the NFIP. The stated potential financial impact of \$7 million assumes we add \$100 million in new premiums from states or regions experiencing capacity restrictions on voluntary homeowner's insurance and/or price increases from the NFIP.

Cost to realize opportunity

3,500,000

Strategy to realize opportunity and explanation of cost calculation

The cost to realize opportunity estimates the total shared costs for various business functions that support Risk 2, Risk 3, Opportunity 1, and Opportunity 2. This estimate represents a portion of our costs to run our legal, compliance, government relations, and actuarial teams. \$3,500,000 is the mean of our \$2,000,000 to \$5,000,000 estimated range.

Through our lender-placed insurance products, which also serve to protect lenders, consumers are provided the opportunity to secure coverage when other options may not be available. Assurant is prepared and committed to remaining in catastrophe-prone areas we service. We take a long-term approach that is responsible to consumers, investors and society.

We also educate consumers and regulators about the benefits of adopting climate-resilient improvements when constructing or repairing homes. To incentivize these behaviors, we offer discounts to those who have fortified their homes to mitigate the impacts of floods, hurricanes or other severe weather. Many of our homeowners policies offer discounts to customers who build with more resilient materials and install wind mitigation features.

Comment

N/A

Identifier

Opp3

Where in the value chain does the opportunity occur?

Direct operations

Opportunity type

Resource efficiency

Primary climate-related opportunity driver

Use of more efficient production and distribution processes

Primary potential financial impact

Reduced direct costs

Company-specific description

In 2021, Assurant operated 4 highly automated mobile repair facilities in the United States and United Kingdom. In addition, the company utilizes 13 other facilities globally including locations such as: Canada, Australia, and South Korea.

We recycle devices through certified partners, reused valuable materials, reducing the amount of e-waste we discard. In helping consumers protect their increasingly

connected lives, Assurant processed 17 million mobile devices in 2021 repairing or reselling them while adhering to rigorous environmental practices.

Total mobile devices processed and the facility count do include HYL A Mobile, as the acquisition was completed late 2020 and now fully integrated into our reporting.

We also recycled two million mobile devices last year through certified partners, reusing valuable materials and reducing the amount of e-waste dumped in landfills. In 2021, Assurant mobile repair facilities recycled more than 80 percent of our total waste. Also, in 2021, Assurant continued to upgrade its mobile repair capabilities opening a new mobile care center in the UK.

In addition to the environmental benefits of our device trade-in, repair and upgrade activities, Assurant's programs have helped support the global economy by putting approximately \$12 billion back in the pockets of consumers in exchange for their used devices since 2009.

Last year, Assurant launched a partnership with Deutsche Telekom in Germany to provide an innovative mobile phone device protection and trade-in program. Assurant has already been recognized by Deutsche Telekom for our commitment to sustainability with their #GreenMagenta label - highlighting how our products and services make a positive climate contribution and reflect a responsible use of resources. This is another example of further integrating ESG into Assurant's business operations and offerings worldwide to drive more value for our partners and our consumers.

Time horizon

Short-term

Likelihood

Very likely

Magnitude of impact

Medium-high

Are you able to provide a potential financial impact figure?

No, we do not have this figure

Potential financial impact figure (currency)

Potential financial impact figure – minimum (currency)

Potential financial impact figure – maximum (currency)

Explanation of financial impact figure

We do not have this figure at this time.

Cost to realize opportunity

Strategy to realize opportunity and explanation of cost calculation

Our mobile repair facilities track monthly device reuse and recycle rates and landfill conversion rates. We also maintain ISO 14001 and ISO 9001 certifications at our Pennsylvania and newly acquired HYL A Mobile facility in Tennessee. Additionally, the UK location also maintains the ISO 14001 certification and became ISO 9001 certified in July 2021.

By refurbishing mobile devices instead of simply providing replacements or selling components, we create a win-win-win for our business (reduced costs), clients (reduced costs and quick repair for their customers), and environment (decreased waste). We measure the percentage of units received from customers which go back to customers in good working condition. We use that information to look for opportunities to increase device repair rates, such as through battery replacements, to support our goals to increase device reuse rates and recycle more waste.

During the past several years, we also have made significant investments in recycling processes and tools at our mobile device repair facilities to increase our landfill diversion rate. In 2021, Assurant mobile repair facilities recycled 80 percent of our total waste. We have also recently highlighted that over a multiyear period through year-end 2021, Assurant's mobile trade-in business has repurposed 116M devices which equates to diverting 23,000 metric tons of e-waste from landfills, offsetting 6M metric tons of CO₂ emissions and has resulted in improved connectivity globally for tens of millions of people who have benefited from the affordability of upgrading to higher-end smart phones.

Comment

We do not have an estimated cost to realize this opportunity at this time.

C3. Business Strategy

C3.1

(C3.1) Does your organization's strategy include a transition plan that aligns with a 1.5°C world?

Row 1

Transition plan

No, but our strategy has been influenced by climate-related risks and opportunities, and we are developing a transition plan within two years

Explain why your organization does not have a transition plan that aligns with a 1.5°C world and any plans to develop one in the future

Assurant recognizes the importance of identifying, monitoring and mitigating the risks that climate change poses to our business and customers. We are committed to addressing the risks of climate change, as well as reducing our carbon emissions. Our reporting is guided by the Task Force on Climate-Related Financial Disclosures (TCFD) recommendations and our 2022 TCFD report is in the appendix of this report.

In 2021, we continued our Scope 1 and Scope 2 GHG emission reporting, with a 10-percent year-over-year decline in Scope 2, largely driven by a reduction in U.S. energy consumption as we align our facility needs and site locations with that of our workforce. We also began Scope 3 reporting for the first time, including categories such as purchased goods and services, capital goods, employee travel and use of sold products, a category that pertains exclusively to our mobile business where we repair and refurbish devices. In 2022, we are working to evaluate and eventually set science-based Scope 1 and 2 GHG emission reduction goals, while also considering our path to implementing a Scope 3 GHG emission target including our investment portfolio and supply chain, among other areas.

C3.2

(C3.2) Does your organization use climate-related scenario analysis to inform its strategy?

Use of climate-related scenario analysis to inform strategy	
Row 1	Yes, qualitative and quantitative

C3.2a

(C3.2a) Provide details of your organization’s use of climate-related scenario analysis.

Climate-related scenario	Scenario analysis coverage	Temperature alignment of scenario	Parameters, assumptions, analytical choices
Transition scenarios Bespoke transition scenario	Other, please specify Assurant Specific Scenarios	1.6°C – 2°C	In early 2021, Assurant completed a TCFD-aligned climate risks and opportunities scenario analysis for ten of our most critical facilities around the world. The locations included headquarters, offices, and mobile repair facilities of strategic and geographic importance to Assurant, and sites were selected to maximize insights for Assurant’s consideration of climate risks and opportunities within our own operations. Climate impacts for the selected locations were modelled under two different climate scenarios – one aligned with RCP 8.5 (“Business-as-usual”), and one aligned with RCP4.5 (“lower-emissions scenario”) – using a software tool along with input from Assurant. A range of physical and transition risks were evaluated under two different time horizons. The near-term time horizon represented potential impacts form 2020-2029 while the long-term time horizon represented potential impacts form 2030-2039.
Physical climate	Other, please specify		In early 2021, Assurant completed a TCFD-aligned climate risks and opportunities scenario analysis for ten of our most critical facilities around the world. The

<p>scenarios RCP 8.5</p>	<p>Assurant Specific Scenarios</p>		<p>locations included headquarters, offices, and mobile repair facilities of strategic and geographic importance to Assurant, and sites were selected to maximize insights for Assurant’s consideration of climate risks and opportunities within our own operations. Climate impacts for the selected locations were modelled under two different climate scenarios – one aligned with RCP 8.5 (“Business-as-usual”), and one aligned with RCP4.5 (“lower-emissions scenario”) – using a software tool along with input from Assurant. A range of physical and transition risks were evaluated under two different time horizons. The near-term time horizon represented potential impacts form 2020-2029 while the long-term time horizon represented potential impacts form 2030-2039.</p>
<p>Physical climate scenarios RCP 4.5</p>	<p>Other, please specify Assurant Specific Scenarios</p>		<p>In early 2021, Assurant completed a TCFD-aligned climate risks and opportunities scenario analysis for ten of our most critical facilities around the world. The locations included headquarters, offices, and mobile repair facilities of strategic and geographic importance to Assurant, and sites were selected to maximize insights for Assurant’s consideration of climate risks and opportunities within our own operations. Climate impacts for the selected locations were modelled under two different climate scenarios – one aligned with RCP 8.5 (“Business-as-usual”), and one aligned with RCP4.5 (“lower-emissions scenario”) – using a software tool along with input from Assurant. A range of physical and transition risks were evaluated under two different time horizons. The near-term time horizon represented potential impacts form 2020-2029 while the long-term time horizon represented potential impacts form 2030-2039.</p>

C3.2b

(C3.2b) Provide details of the focal questions your organization seeks to address by using climate-related scenario analysis, and summarize the results with respect to these questions.

Row 1

Focal questions

The Analysis was conducted to identify and analyze the various climate-related risks faced by 10 of Assurant’s critical and/or highly vulnerable facilities across the globe. The Analysis also explored climate-related opportunities for Assurant’s operations to enhance resilience. In alignment with the Financial Stability Board’s (FSB) Task Force



on Climate-related Financial Disclosures (TCFD) recommendations, the Analysis explored Assurant’s climate-related risks and opportunities in the near-term (2020-2029) and how they may evolve by 2040 under a “two-degree” scenario and a “business-as-usual” scenario.

This analysis is designed to inform Assurant’s current and forward-looking business strategy to manage and mitigate the financial impacts of climate-related risks and enhance its pursuit of climate-related opportunities.

Also, assessed the risk to the insurance portfolio and future underwriting performance due to climate change, the appropriateness of the current reinsurance strategy and to support construction of the reinsurance protection program.

Results of the climate-related scenario analysis with respect to the focal questions

In the near- and long-term, impacts of chronic physical risks, like coastal flooding and temperature extremes, far outweigh the acute physical and transition risks Assurant is projected to face. However, chronic risks also intensify gradually over time, which may allow the company to plan its adaptation and resilience strategy before the full impact of the risk is realized. Likewise, though impacts associated with acute risks, transition risks, and opportunities are much lower in relative terms, in absolute terms these may still be meaningful to the business.

C3.3

(C3.3) Describe where and how climate-related risks and opportunities have influenced your strategy.

	Have climate-related risks and opportunities influenced your strategy in this area?	Description of influence
Products and services	Yes	Assurant faces the greatest risk exposure to climate change through our lender-placed, voluntary homeowners, and flood property insurance offerings, particularly in coastal regions prone to hurricanes. We continued to diversify our portfolio toward products and services with lower catastrophe exposure through the \$2.5 billion acquisition of The Warranty Group (TWG) in 2018 and several mobile acquisitions over the years to build out our capabilities and ability to provide additional choice and convenience to the end-consumer. These acquisitions were part of a multiyear strategy to position ourselves for longer-term profitable growth by growing business where we can maintain or reach leading positions and achieve attractive returns, particularly in the

		<p>Connected Living/mobile, Global Automotive and Multifamily Housing businesses. TWG expanded Assurant’s size and scale within vehicle protection, extended service contracts and financial services; advancing our diversification and shift to capital-light and fee-based offerings that provide greater stability and predictability, and less climate-related risk. In 2021, we also proactively continued to prune overall catastrophe-exposed business. Additionally, we took steps to pare back catastrophe-exposed business in Latin America and the Caribbean in 2021. Overall, Assurant has focused on the long-term growth of its capital-light, fee-based businesses, which provide greater stability, predictability and less climate-related risk including Connected Living/mobile, Global Automotive and Multifamily Housing. Overall, these global businesses are higher growth, less capital intensive and have little-to-no catastrophe-exposure. In 2021, continued to decrease its catastrophe-exposed businesses as a percentage of segment Adjusted EBITDA to less than and estimated 25 percent.</p> <p>Assurant evaluates climate related risks and opportunities associated with products and services over the short, medium and long-term time horizons.</p>
Supply chain and/or value chain	Yes	<p>We rely on numerous vendors and other third parties, including independent contractors, to conduct business and provide services to our clients. For example, we use vendors and other third parties for business, investment management, information technology, call centers, facilities management and other services. We take steps to monitor and regulate the performance of vendors and other third parties, including in our agreements with such parties, but our oversight controls could prove inadequate. Since we do not fully control the actions of vendors and other third parties, we are subject to the risk that their decisions or operations adversely impact us and replacing them could create significant delay and expense. If a climate-related business continuity event impacts a vendor, we could experience interruptions to our operations or delivery of products and services to our customers, which could have a material adverse effect on our business, financial condition and results of operations. Assurant addresses business continuity and disaster recovery plans and protocols in its contracts with critical vendors by including language regarding our access to their business continuity and disaster recovery plans and protocols. We review these</p>

		<p>plans regularly and as part of our annual due diligence practices and facilitate exercises with them on how they should respond to an event and notify Assurant. In addition, our Supplier Code of Conduct notes that our suppliers should develop, implement and maintain environmentally responsible business practices and use their best efforts to reduce environmental impact when providing products and services to Assurant. We ask our suppliers to implement appropriate environmental management systems comparable with the requirements of ISO 14001-2015, encourage third-party certification of compliance and also encourage participation in the annual CDP Climate survey.</p> <p>Assurant evaluates climate related risks and opportunities associated with our supply chain over the short, medium and long-term time horizons.</p>
<p>Investment in R&D</p>	<p>Yes</p>	<p>Investment in R&D helps us drive innovation throughout our lines of business and mitigate climate-related risks. Our Executive Vice President, Chief Strategy & Risk Officer oversees a team that works to foster innovative products and services throughout the enterprise. As a case study of these innovative products, Assurant has begun to offer new products through our Global Automotive business. Assurant provides administrative services for vehicle service contracts (VSCs) and ancillary products providing coverage for vehicles. On January 1, 2019, car makers in China were required to sell a certain number of “New Energy Vehicles”, defined as battery electrics, plug-in hybrids or fuel cell cars. The risks associated with this requirement were a reduced market for internal combustion vehicles that Assurant provides VSCs that may result in reduced revenue. Assurant also realized the opportunity capitalize on this sizable auto opportunity, including the growing electric vehicle market, to diversify our offerings and include VSCs for new energy vehicles. Assurant evaluated and quantified the risks of providing VSCs for new energy vehicles to price out new VSC products. This resulted in a partnership with a leading Chinese original equipment manufacturer to launch an extended warranty program catering to the electric-vehicle market. Our membership with the Insurance Institute for Business and Home Safety (IBHS) also provides financial support for research aimed at fortifying homes and improving flood resiliency.</p> <p>Additionally, in 2020, Assurant partnered with The London Electric Vehicle Company (LEVC) to provide extended</p>

		<p>warranty solutions for their electric commercial vehicles. The new warranty proposition, LEVC One, will cover LEVC electric TX black cabs and VN5 electric van models, more than 4,000 vehicles that are on UK roads today, and will closely resemble the Original Equipment Manufacturer (OEM) initial offering. In 2021, this program was expanded to include Latin America and North America.</p> <p>Assurant also appointed a Chief Innovation Officer, in 2021, given the rapid convergence across the Connected World, making a purposeful investment to better drive innovation.</p> <p>Assurant evaluates climate related risks and opportunities associates with R&D over the short, medium and long-term time horizons.</p>
Operations	Yes	<p>By decreasing our energy and emissions throughout our value chain, Assurant can reduce our operating costs, enhance stakeholder relationships, and reduce our impact on climate change. Maintaining efficient operations also reduces the financial and operational risks posed by governments transitioning to low carbon economies, like a carbon tax or stricter environmental regulation. At an operational level, we are evaluating a refreshed target. We invest steadily in energy-efficient lighting and HVAC systems and share best practices from successful facilities with other facility managers on a regular basis. In the past decade, we've cut our energy consumption by approximately 86 million kilowatt hours (kWh). When we expand our operations, we choose to do so in places that are less prone to physical climate risks. All new business deals go through a risk assessment process conducted by our Office of Risk Management. If a potential deal is impacted by climate-related issues, we evaluate it through climate models, conducting stress test scenarios. Our Office of Risk Management also evaluates the deal ensuring that reinsurance covers it commensurate with our risk appetite parameters. In 2020, Assurant completed a \$325 million acquisition of HYL Mobile, through which we were able to double our device processing volumes and will be able to further the opportunity around extending mobile device life cycles and preventing unnecessary e-waste.</p> <p>Assurant evaluates climate related risks and opportunities associates with our operations over the short, medium and long-term time horizons.</p>

C3.4

(C3.4) Describe where and how climate-related risks and opportunities have influenced your financial planning.

	Financial planning elements that have been influenced	Description of influence
Row 1	Revenues Direct costs Capital expenditures Acquisitions and divestments Access to capital Assets Liabilities Claims reserves	<p>Revenues - We incorporate the FEMA program to discount customer flood insurance rates in communities that are taking action to mitigate long-term risks into our financial planning process. This incorporation helps us mitigate potential revenue risks associated with the NFIP's increasing debt. Unless FEMA adopts higher premiums that reflect increased climate-related risk and incentivizes risk reducing behaviors, like relocation or flood resilient construction, the NFIP's debt may restrict future claim reimbursements to insurers. At present, Assurant services the second largest number of policies in the WYO Program. Thus, any late, reduced, or denied repayment poses a risk to future profits.</p> <p>Direct Costs - We measure total energy consumption of most of our facility footprint and take steps to reduce our consumption.</p> <p>Capital expenditures - Assurant initiated a leased site assessment (LSA) as the first step prior to signing or renewing any lease. As part of the LSA we assess site vulnerability to climate-related risks and extreme weather events to limit financial risk exposure associated with capital expenditures.</p> <p>Acquisitions and divestments - The diversified composition of Assurant's business portfolio and locations helps to mitigate the impacts from risks associated with a single physical location or business line. As we continue to grow our businesses into new regions and markets, continue to further diversify our real estate portfolio. For example, on December 1st, 2020, Assurant completed the acquisition of HYL A Mobile, a leading global provider of lifestyle and housing solutions, which added another mobile repair facility in Nashville, Tennessee. We are also continuously evaluating our real estate portfolio as it relates to our operations and how we best serve our clients and 300 million consumers worldwide. For Assurant, we've implemented phased re-entry of our workforce post COVID-19 and we are evaluating our real estate footprint to align with new business and employee needs as we adapt to the future of work. For example, in 2020 we transitioned Woodbury, Minnesota, and Duluth, Georgia, locations to virtual to enable greater flexibility and began the process to significantly reduce our New York office footprint from 55,000 square feet to 11,000 square feet by midyear 2021. Successfully moving roughly 80% of our workforce remote in 2020 due to the COVID-19 pandemic has served as an important impetus for further assessing the future of work and expect that we will evolve our footprint over time,</p>

		<p>aligning with our business and talent strategy and also taking into account climate change and related factors.</p> <p>Access to capital - As of December 31, 2021, we had approximately \$\$1.1 billion in holding company liquidity. We use the term “holding company liquidity” to represent the portion of cash and other liquid marketable securities held at Assurant, Inc., which we are not otherwise holding for a specific purpose as of the balance sheet date. We can use such liquidity for stock repurchases, stockholder dividends, acquisitions, and other corporate purposes. As part of Assurant’s financial planning process and our ongoing efforts to incorporate climate-related risks into this process, Assurant maintains its targeted minimum level of holding company liquidity to \$225 million. This minimum liquidity is intended to protect against unforeseen capital needs at our subsidiaries or liquidity needs at the holding company, including from large-scale climate-related risks, such as hurricanes.</p> <p>Assets - Along with our third-party portfolio advisors, Assurant consistently looks to improve risk thinking and relative value analysis to enhance our portfolio performance. Improved understanding of ESG risk is no exception. Beginning in 2021, a newly formed Assurant Investment Committee provides a forum for ESG topics to be discussed and considered in balance with other investment considerations. This committee is comprised of a cross section of internal stakeholders that will be empowered to identify and incorporate into investment policy ESG topics that align with Assurant’s mission to protect what matters most for customers and clients alike.</p> <p>Liabilities - We have obligations and commitments to third parties as a result of our operations. Liabilities for future policy benefits and expenses have been included in the commitments and contingencies table. Significant uncertainties relating to these liabilities include mortality, morbidity, expenses, persistency, investment returns, inflation, contract terms and the timing of payments. Climate Change may exacerbate many of these uncertainties, thus, it is critical that we stay abreast of any climate-related risk that may impact our liabilities.</p> <p>Claims reserves - Reserves are established using generally accepted actuarial methods and reflect judgments about expected future claim payments. Factors used in their calculation include experience derived from historical claim payments and actuarial assumptions. The recorded reserves represent our best estimate at a point in time of the ultimate costs of settlement and administration of a claim or group of claims, based upon actuarial assumptions and projections using facts and circumstances known at the time of calculation. The adequacy of reserves may be impacted by future trends in claims severity, frequency,</p>
--	--	-------------------------------------------------------------------------------------------------------------------------------------------------------------------------------------------------------------------------------------------------------------------------------------------------------------------------------------------------------------------------------------------------------------------------------------------------------------------------------------------------------------------------------------------------------------------------------------------------------------------------------------------------------------------------------------------------------------------------------------------------------------------------------------------------------------------------------------------------------------------------------------------------------------------------------------------------------------------------------------------------------------------------------------------------------------------------------------------------------------------------------------------------------------------------------------------------------------------------------------------------------------------------------------------------------------------------------------------------------------------------------------------------------------------------------------------------------------------------------------------------------------------------------------------------------------------------------------------------------------------------------------------------------------------------------------------------------------------------------------------------------------------------------------------------------------------------------------------------------------------------------------------------------------------------------------------------------------------------------------------------------------------------------------------------------------------------------------------------------------------------------------------------------------------------------------------------------------------------------------------------------------------------------------------------------------------------------------------------------------------------------------------------------------------------------------------------------------------------------------------------------------------------------------------------------------------------------------------------------------------------------------------------------------------------------------------------------------------------------------------------------------------------------------------------------------------------------------------------------------------------------------------------------------------------------------------------------------------------------------------

		judicial theories of liability and other factors. These variables are affected by both external and internal events, including: changes in the economic cycle, inflation, changes in repair costs, natural or human-made catastrophes, judicial trends, legislative changes and claims handling procedures.
--	--	-------------------------------------------------------------------------------------------------------------------------------------------------------------------------------------------------------------------------------------------------------------------------------------------------------------

C-FS3.6

(C-FS3.6) Does the policy framework for your portfolio activities include climate-related requirements for clients/investees, and/or exclusion policies?

Yes, our framework includes both policies with client/investee requirements and exclusion policies

C-FS3.6a

(C-FS3.6a) Provide details of the policies which include climate-related requirements that clients/investees need to meet.

Portfolio

Investing (Asset owner)

Type of policy

Sustainable/Responsible Investment Policy

Portfolio coverage of policy


86

Policy availability

Publicly available

Attach documents relevant to your policy

Assurant Responsible Investment Commitment

 Assurant Responsible Investment Commitment.pdf

Criteria required of clients/investees

Other, please specify

Achieving a lower overall portfolio exposure to industries and companies with high-risk environmental issues and targeting higher allocations to companies and issuances that demonstrate enhanced environmental, social and sustainability attributes.

Value chain stages of client/investee covered by criteria

Direct operations only

Timeframe for compliance with policy criteria

No timeframe

Industry sectors covered by the policy

Other, please specify

Broad industries across the fixed income corporate bond universe.

Exceptions to policy based on

Other, please specify

Incorporating relevant ESG factors and trends into the analysis of the long-term performance outlook and value of our investments. Exceptions to the policy are based on the data availability of third-party providers.

Explain how criteria coverage and/or exceptions have been determined

Exceptions to the policy are based on the data availability of third-party providers.

Portfolio

Insurance underwriting (Insurance company)

Type of policy

Risk policy

Portfolio coverage of policy

25

Policy availability

Publicly available

Attach documents relevant to your policy

2022 10-K

 Assurant 2022 10-K.pdf

Criteria required of clients/investees

Other, please specify

Our 2021 property catastrophe reinsurance program includes U.S. per-occurrence catastrophe coverage in the main reinsurance program for a first event, with retention lowering for certain second and third events.

Value chain stages of client/investee covered by criteria

Direct operations only

Timeframe for compliance with policy criteria

No timeframe

Industry sectors covered by the policy

Other, please specify

Broad industries

Exceptions to policy based on

Line of Business

Explain how criteria coverage and/or exceptions have been determined

Because several of our business lines (such as homeowners, manufactured housing and other property policies) are exposed to catastrophe risks, we purchase reinsurance coverage to reduce our financial exposure, protect capital, and mitigate earnings and cash flow volatility. Our reinsurance program generally incorporates a provision to allow for the reinstatement of coverage, which provides protection against the risk of multiple catastrophes in a single year.

C-FS3.6b

(C-FS3.6b) Provide details of your exclusion policies related to industries and/or activities exposed or contributing to climate-related risks.

Portfolio

Investing (Asset owner)

Type of exclusion policy

Thermal coal
Oil from tar sands

Year of exclusion implementation

2,021

Timeframe for complete phase-out

Other, please explain

As of December 2021, the company will restrict new investments in entities that exceed revenue thresholds in thermal coal extraction and power generation and oil sands extraction.

Application

Other, please specify

As of December 2021, the company will restrict new investments in entities that exceed revenue thresholds in thermal coal extraction and power generation, oil sands extraction.

Country/Region the exclusion policy applies to

Description

As stated in Assurant Responsible Investment Commitment, we work towards consistently: Incorporating relevant ESG factors and trends into the analysis of the long-term performance outlook and value of our investments; Considering, where applicable, information about factors that may influence our investments, including but not limited to ESG-related topics such as human rights, exposure to regulation or litigation, labor relations, product quality and safety, reputation, governance practices, energy costs and climate impact; Selectively restricting investments in entities whose activities are fundamentally inconsistent with Assurant's values or are likely to result in reputational and/or other risks. As of

December 2021, the company will restrict new investments in entities that exceed revenue thresholds in thermal coal extraction and power generation, oil sands extraction, tobacco production and distribution, and civilian firearms production and distribution. In addition, the investment portfolio will limit exposure to issuers with ties to controversial weapons, United Nations Global Compact violators, or without female representation on boards of directors; Achieving a lower overall portfolio exposure to industries and companies with high-risk environmental issues and targeting higher allocations to companies and issuances that demonstrate enhanced environmental, social and sustainability attributes. As we move forward, we will continue to look for opportunities to further incorporate enhanced ESG-risk analysis, using both qualitative and quantitative approaches, into our overall investment process, where relevant.

C-FS3.7

(C-FS3.7) Does your organization include climate-related requirements in your selection process and engagement with external asset managers?

Climate-related requirements included in selection process and engagement with external asset managers	
Row 1	Yes

C-FS3.7a

(C-FS3.7a) Provide details of the climate-related requirements included in your selection process and engagement with external asset managers.

Coverage

Majority of assets managed externally

Mechanisms used to include climate-related requirements in external asset manager selection

Include climate-related requirements in investment mandates

Describe how you monitor and engage with asset managers to ensure investment activities are consistent with your climate strategy

In 2020, Assurant finalized the strategic decision to outsource the day-to-day management of our asset portfolio to highly qualified global asset management firms: Goldman Sachs Asset Management, Voya, and BlackRock. As such, the majority of our fixed income and equity investments are managed by firms that are signatories of the United Nations-supported Principles for Responsible Investment (PRI). These firms are working with Assurant on ESG strategies that seek to maximize long-term value, and increasingly, incorporate ESG factors in our investment processes and policies going forward.

Each core asset manager has developed an approach to calculate the impacts of ESG factors.

C4. Targets and performance

C4.1

(C4.1) Did you have an emissions target that was active in the reporting year?

Absolute target

C4.1a

(C4.1a) Provide details of your absolute emissions target(s) and progress made against those targets.

Target reference number

Abs 1

Year target was set

2019

Target coverage

Company-wide

Scope(s)

Scope 2

Scope 2 accounting method

Location-based

Scope 3 category(ies)

Base year

2019

Base year Scope 1 emissions covered by target (metric tons CO₂e)

Base year Scope 2 emissions covered by target (metric tons CO₂e)

21,918

Base year Scope 3 emissions covered by target (metric tons CO₂e)

Total base year emissions covered by target in all selected Scopes (metric tons CO₂e)

21,918

Base year Scope 1 emissions covered by target as % of total base year emissions in Scope 1

Base year Scope 2 emissions covered by target as % of total base year emissions in Scope 2

100

Base year Scope 3 emissions covered by target as % of total base year emissions in Scope 3 (in all Scope 3 categories)

Base year emissions covered by target in all selected Scopes as % of total base year emissions in all selected Scopes

100

Target year

2021

Targeted reduction from base year (%)

4

Total emissions in target year covered by target in all selected Scopes (metric tons CO₂e) [auto-calculated]

21,041.28

Scope 1 emissions in reporting year covered by target (metric tons CO₂e)

Scope 2 emissions in reporting year covered by target (metric tons CO₂e)

14,670

Scope 3 emissions in reporting year covered by target (metric tons CO₂e)

Total emissions in reporting year covered by target in all selected scopes (metric tons CO₂e)

14,670

% of target achieved relative to base year [auto-calculated]

826.7177662195

Target status in reporting year

Revised

Is this a science-based target?

No, but we anticipate setting one in the next 2 years

Target ambition

Please explain target coverage and identify any exclusions

The target covers all of Assurant’s Scope 2 (Location-based) emissions within our operational control reporting boundary.

Plan for achieving target, and progress made to the end of the reporting year

In 2021, we continued our Scope 1 and Scope 2 GHG emission reporting, with a 10-percent year-over-year decline in Scope 2, largely driven by a reduction in U.S. energy consumption as we align our facility needs and site locations with that of our workforce. In 2022, we are working to evaluate and eventually set science-based Scope 1 and 2 GHG emission reduction goals, while also considering our path to implementing a Scope 3 GHG emission target including our investment portfolio and supply chain, among other areas. To drive enterprise progress towards this target, Assurant will establish a set of decarbonization initiatives throughout the organization.

List the emissions reduction initiatives which contributed most to achieving this target

C4.2

(C4.2) Did you have any other climate-related targets that were active in the reporting year?

No other climate-related targets

C4.3

(C4.3) Did you have emissions reduction initiatives that were active within the reporting year? Note that this can include those in the planning and/or implementation phases.

Yes

C4.3a

(C4.3a) Identify the total number of initiatives at each stage of development, and for those in the implementation stages, the estimated CO2e savings.

	Number of initiatives	Total estimated annual CO2e savings in metric tonnes CO2e (only for rows marked *)
Under investigation	11	832
To be implemented*	0	0
Implementation commenced*	0	0
Implemented*	5	55
Not to be implemented	0	0

C4.3b

(C4.3b) Provide details on the initiatives implemented in the reporting year in the table below.

Initiative category & Initiative type

Energy efficiency in buildings
Lighting

Estimated annual CO₂e savings (metric tonnes CO₂e)

13

Scope(s) or Scope 3 category(ies) where emissions savings occur

Scope 2 (location-based)
Scope 2 (market-based)

Voluntary/Mandatory

Voluntary

Annual monetary savings (unit currency – as specified in C0.4)

9,400

Investment required (unit currency – as specified in C0.4)

18,000

Payback period

1-3 years

Estimated lifetime of the initiative

Ongoing

Comment

LED lighting project at one of Assurant's facilities.

Initiative category & Initiative type

Energy efficiency in buildings
Heating, Ventilation and Air Conditioning (HVAC)

Estimated annual CO₂e savings (metric tonnes CO₂e)

11

Scope(s) or Scope 3 category(ies) where emissions savings occur

Scope 2 (location-based)
Scope 2 (market-based)

Voluntary/Mandatory

Voluntary

Annual monetary savings (unit currency – as specified in C0.4)

2,500

Investment required (unit currency – as specified in C0.4)

112,600

Payback period

No payback

Estimated lifetime of the initiative

Ongoing

Comment

Completed HVAC upgrades.

Initiative category & Initiative type

Energy efficiency in buildings
Heating, Ventilation and Air Conditioning (HVAC)

Estimated annual CO₂e savings (metric tonnes CO₂e)

6

Scope(s) or Scope 3 category(ies) where emissions savings occur

Scope 2 (location-based)
Scope 2 (market-based)

Voluntary/Mandatory

Voluntary

Annual monetary savings (unit currency – as specified in C0.4)

360

Investment required (unit currency – as specified in C0.4)

400

Payback period

1-3 years

Estimated lifetime of the initiative

Ongoing

Comment

Completed HVAC upgrades.

Initiative category & Initiative type

Energy efficiency in buildings
Heating, Ventilation and Air Conditioning (HVAC)

Estimated annual CO₂e savings (metric tonnes CO₂e)

5

Scope(s) or Scope 3 category(ies) where emissions savings occur

Scope 2 (location-based)

Scope 2 (market-based)

Voluntary/Mandatory

Voluntary

Annual monetary savings (unit currency – as specified in C0.4)

1,100

Investment required (unit currency – as specified in C0.4)

73,500

Payback period

>25 years

Estimated lifetime of the initiative

Ongoing

Comment

Completed HVAC upgrades.

Initiative category & Initiative type

Energy efficiency in buildings

Heating, Ventilation and Air Conditioning (HVAC)

Estimated annual CO₂e savings (metric tonnes CO₂e)

20

Scope(s) or Scope 3 category(ies) where emissions savings occur

Scope 2 (location-based)

Scope 2 (market-based)

Voluntary/Mandatory

Voluntary

Annual monetary savings (unit currency – as specified in C0.4)

1,800

Investment required (unit currency – as specified in C0.4)

100

Payback period

<1 year

Estimated lifetime of the initiative

Ongoing

Comment

Completed HVAC occupancy sensor updates.

C4.3c**(C4.3c) What methods do you use to drive investment in emissions reduction activities?**

Method	Comment
Financial optimization calculations	We invest steadily in energy-efficient lighting and HVAC systems and share best practices from successful facilities with other facility managers on a regular basis.
Compliance with regulatory requirements/standards	Maintaining efficient operations reduces the financial and operational risks posed by governments transitioning to low carbon economies (e.g., a carbon tax or stricter environmental regulation).

C-FS4.5**(C-FS4.5) Do any of your existing products and services enable clients to mitigate and/or adapt to the effects of climate change?**

Yes

C-FS4.5a**(C-FS4.5a) Provide details of your existing products and services that enable clients to mitigate and/or adapt to climate change, including any taxonomy used to classify the products(s).****Product type/Asset class/Line of business**

Insurance

Motor

Taxonomy or methodology used to classify product

Internally classified

Description of product

In our Global Automotive business, we continued the global rollout of an electric vehicle (EV) and hybrid vehicle-specific protection product, which is now available in 12 countries worldwide including the U.S., Canada, UK, Mexico, Argentina, Brazil, Australia, New Zealand and China. Assurant's EV One Protection provides extended warranty solutions that are comprehensive, flexible and include customized coverage for wear and tear and mechanical repair, which is offered through various dealer and manufacturer partnerships often managing the day-to-day claims management and offering customer service expertise to vehicle owners. Assurant is well-positioned to serve the growing EV market globally as consumers look to minimize their carbon footprint. For more information, please see the product page for Assurant EV One

Protection. We will continue to find ways to build on this across the business in the future as we mature our ESG practices.

Product enables clients to mitigate and/or adapt to climate change

Mitigation

Portfolio value (unit currency – as specified in C0.4)

% of total portfolio value

Type of activity financed/insured or provided

Low-emission transport

Product type/Asset class/Line of business

Insurance

Other, please specify

Connected Living

Taxonomy or methodology used to classify product

Internally classified

Description of product

Through our Global Lifestyle segment, we provide mobile device solutions and extended service

products and related services for mobile devices, consumer electronics and appliances (referred to as “Connected Living”)

In 2021, Assurant, in partnership with our mobile clients, reached the milestone of repurposing and extending the life of its 100 millionth mobile device since 2009.

Through year-end 2021, we repurposed approximately 116 million devices, which equates to:

- Diverting over 23,000 metric tons of electronic waste from landfill; and
- Avoiding 6 million metrics tons of CO2 emissions.

In addition to the environmental benefits of our device trade-in, repair and upgrade activities, Assurant’s programs have helped support the global economy by putting approximately \$12 billion back in the pockets of consumers in exchange for their used devices since 2009.

Product enables clients to mitigate and/or adapt to climate change

Mitigation

Portfolio value (unit currency – as specified in C0.4)

% of total portfolio value

Type of activity financed/insured or provided

Paperless/digital service

C5. Emissions methodology

C5.1

(C5.1) Is this your first year of reporting emissions data to CDP?

No

C5.1a

(C5.1a) Has your organization undergone any structural changes in the reporting year, or are any previous structural changes being accounted for in this disclosure of emissions data?

Row 1

Has there been a structural change?

Yes, a divestment

Name of organization(s) acquired, divested from, or merged with

Global Preneed

Details of structural change(s), including completion dates

In August 2021, we completed the sale of the Global Preneed business to CUNA for an aggregate purchase price at closing of \$1.34 billion in cash. The GHG emissions presented in this CDP disclosure reflect only the Preneed business emissions for the time Assurant operated the business in 2021.

C5.1b

(C5.1b) Has your emissions accounting methodology, boundary, and/or reporting year definition changed in the reporting year?

	Change(s) in methodology, boundary, and/or reporting year definition?
Row 1	No

C5.1c

(C5.1c) Have your organization’s base year emissions been recalculated as result of the changes or errors reported in C5.1a and C5.1b?

	Base year recalculation	Base year emissions recalculation policy, including significance threshold
Row 1	Yes	Assurant adjusted its 2021 scope 1 & 2 GHG emissions calculations by accounting only for the relevant GHG emissions while Assurant operated the Global preneed business, before the divestiture took place.

C5.2

(C5.2) Provide your base year and base year emissions.

Scope 1

Base year start

January 1, 2021

Base year end

December 31, 2021

Base year emissions (metric tons CO₂e)

2,132

Comment

Base year adjusted to 2021 as it represents the most comprehensive Scope 1, 2 & 3 emissions profile view for Assurant.

2021 emissions external validation complete.

Scope 2 (location-based)

Base year start

January 1, 2021

Base year end

December 31, 2021

Base year emissions (metric tons CO₂e)

14,670

Comment

Base year adjusted to 2021 as it represents the most comprehensive Scope 1, 2 & 3 emissions profile view for Assurant.

2021 emissions external validation complete.

Scope 2 (market-based)

Base year start

January 1, 2021

Base year end

December 31, 2021

Base year emissions (metric tons CO₂e)

14,973

Comment

Base year adjusted to 2021 as it represents the most comprehensive Scope 1, 2 & 3 emissions profile view for Assurant.

2021 emissions external validation complete.

Scope 3 category 1: Purchased goods and services

Base year start

January 1, 2021

Base year end

December 31, 2021

Base year emissions (metric tons CO₂e)

228,495

Comment

Base year adjusted to 2021 as it represents the most comprehensive Scope 1, 2 & 3 emissions profile view for Assurant.

2021 emissions external validation complete.

Scope 3 category 2: Capital goods

Base year start

January 1, 2021

Base year end

December 31, 2021

Base year emissions (metric tons CO₂e)

6,292

Comment

Base year adjusted to 2021 as it represents the most comprehensive Scope 1, 2 & 3 emissions profile view for Assurant.

2021 emissions external validation complete.

Scope 3 category 3: Fuel-and-energy-related activities (not included in Scope 1 or 2)

Base year start

January 1, 2021

Base year end

December 31, 2021

Base year emissions (metric tons CO₂e)

860

Comment

Base year adjusted to 2021 as it represents the most comprehensive Scope 1, 2 & 3 emissions profile view for Assurant.

2021 emissions external validation complete.

Scope 3 category 4: Upstream transportation and distribution

Base year start

January 1, 2021

Base year end

December 31, 2021

Base year emissions (metric tons CO₂e)

4,623

Comment

Base year adjusted to 2021 as it represents the most comprehensive Scope 1, 2 & 3 emissions profile view for Assurant.

2021 emissions external validation complete.

Scope 3 category 5: Waste generated in operations

Base year start

January 1, 2021

Base year end

December 31, 2021

Base year emissions (metric tons CO₂e)

622

Comment

Base year adjusted to 2021 as it represents the most comprehensive Scope 1, 2 & 3 emissions profile view for Assurant.

2021 emissions external validation complete.

Scope 3 category 6: Business travel

Base year start

January 1, 2021

Base year end

December 31, 2021

Base year emissions (metric tons CO₂e)

1,631

Comment

Base year adjusted to 2021 as it represents the most comprehensive Scope 1, 2 & 3 emissions profile view for Assurant.

2021 emissions external validation complete.

Scope 3 category 7: Employee commuting

Base year start

January 1, 2021

Base year end

December 31, 2021

Base year emissions (metric tons CO2e)

3,240

Comment

Base year adjusted to 2021 as it represents the most comprehensive Scope 1, 2 & 3 emissions profile view for Assurant.

2021 emissions external validation complete.

Scope 3 category 8: Upstream leased assets

Base year start

Base year end

Base year emissions (metric tons CO2e)

Comment

Not relevant. Assurant does not have any additional upstream leased assets that would not be included in scope 1 emissions.

Scope 3 category 9: Downstream transportation and distribution

Base year start

January 1, 2021

Base year end

December 31, 2021

Base year emissions (metric tons CO2e)

116,319

Comment

Base year adjusted to 2021 as it represents the most comprehensive Scope 1, 2 & 3 emissions profile view for Assurant.

2021 emissions external validation in process.

Scope 3 category 10: Processing of sold products

Base year start

Base year end

Base year emissions (metric tons CO₂e)

Comment

Not relevant. Assurant does not sell products that are further processed.

Scope 3 category 11: Use of sold products

Base year start

January 1, 2021

Base year end

December 31, 2021

Base year emissions (metric tons CO₂e)

97,732

Comment

Base year adjusted to 2021 as it represents the most comprehensive Scope 1, 2 & 3 emissions profile view for Assurant.

2021 emissions external validation complete.

Scope 3 category 12: End of life treatment of sold products

Base year start

January 1, 2021

Base year end

December 31, 2021

Base year emissions (metric tons CO₂e)

277

Comment

Base year adjusted to 2021 as it represents the most comprehensive Scope 1, 2 & 3 emissions profile view for Assurant.

2021 emissions external validation complete.

Scope 3 category 13: Downstream leased assets

Base year start

Base year end

Base year emissions (metric tons CO₂e)

Comment

Not relevant. Assurant does not own downstream assets that we lease to other entities.

Scope 3 category 14: Franchises

Base year start

January 1, 2021

Base year end

December 31, 2021

Base year emissions (metric tons CO₂e)

3,055

Comment

Base year adjusted to 2021 as it represents the most comprehensive Scope 1, 2 & 3 emissions profile view for Assurant.

2021 emissions external validation in process.

Scope 3 category 15: Investments

Base year start

Base year end

Base year emissions (metric tons CO₂e)

Comment

Scope 3: Other (upstream)

Base year start

Base year end

Base year emissions (metric tons CO2e)

Comment

Scope 3: Other (downstream)

Base year start

Base year end

Base year emissions (metric tons CO2e)

Comment

C5.3

(C5.3) Select the name of the standard, protocol, or methodology you have used to collect activity data and calculate emissions.

IEA CO2 Emissions from Fuel Combustion

The Greenhouse Gas Protocol: A Corporate Accounting and Reporting Standard (Revised Edition)

The Greenhouse Gas Protocol: Public Sector Standard

The Greenhouse Gas Protocol: Scope 2 Guidance

US EPA Emissions & Generation Resource Integrated Database (eGRID)

C6. Emissions data

C6.1

(C6.1) What were your organization's gross global Scope 1 emissions in metric tons CO2e?

Reporting year

Gross global Scope 1 emissions (metric tons CO2e)

2,132

Comment

N/A

C6.2

(C6.2) Describe your organization's approach to reporting Scope 2 emissions.

Row 1

Scope 2, location-based

We are reporting a Scope 2, location-based figure

Scope 2, market-based

We are reporting a Scope 2, market-based figure

Comment

N/A

C6.3

(C6.3) What were your organization’s gross global Scope 2 emissions in metric tons CO2e?

Reporting year

Scope 2, location-based

14,670

Scope 2, market-based (if applicable)

14,973

Comment

N/A

C6.4

(C6.4) Are there any sources (e.g. facilities, specific GHGs, activities, geographies, etc.) of Scope 1 and Scope 2 emissions that are within your selected reporting boundary which are not included in your disclosure?

No

C6.5

(C6.5) Account for your organization’s gross global Scope 3 emissions, disclosing and explaining any exclusions.

Purchased goods and services

Evaluation status

Relevant, calculated

Emissions in reporting year (metric tons CO2e)

228,495

Emissions calculation methodology

Spend-based method

Percentage of emissions calculated using data obtained from suppliers or value chain partners

0

Please explain

Emissions were calculated using the spend-based method. Emissions calculated for this category cover procurement spend from the U.S., Canada and the United Kingdom. Spend was aggregated at the sub-category level and assigned as either goods or services spend based on GL account coding. These categories were mapped to the US EPA Supply Chain Emissions for Commodities and adjusted for inflation. Emissions per category were calculated based on this mapping and the associated EPA emission factors.

Assurant can easily access spend data for the majority of the company through centralized procurement. This spend data is used as a proxy for emissions associated with capital goods.

Capital goods

Evaluation status

Relevant, calculated

Emissions in reporting year (metric tons CO₂e)

6,292

Emissions calculation methodology

Spend-based method

Percentage of emissions calculated using data obtained from suppliers or value chain partners

0

Please explain

Emissions were calculated using the spend-based method. Emissions calculated for this category cover procurement spend from the U.S., Canada and the United Kingdom. Spend was aggregated at the sub-category level and assigned as either goods or services spend based on GL account coding. These categories were mapped to the US EPA Supply Chain Emissions for Commodities and adjusted for inflation. Emissions per category were calculated based on this mapping and the associated EPA emission factors.

Assurant can easily access spend data for the majority of the company through centralized procurement. This spend data is used as a proxy for emissions associated with capital goods.

Fuel-and-energy-related activities (not included in Scope 1 or 2)

Evaluation status

Relevant, calculated

Emissions in reporting year (metric tons CO2e)

860

Emissions calculation methodology

Average data method

Percentage of emissions calculated using data obtained from suppliers or value chain partners

0

Please explain

Assurant recognizes that there are emissions associated with energy loss while electricity is being delivered to our facilities.

Emissions associated with transmission and distribution losses were estimated using Assurant's total electricity consumption and the U.S. EPA T&D loss rate for U.S. locations and the World Bank T&D loss rates for all other countries.

Upstream transportation and distribution

Evaluation status

Relevant, calculated

Emissions in reporting year (metric tons CO2e)

4,623

Emissions calculation methodology

Spend-based method

Percentage of emissions calculated using data obtained from suppliers or value chain partners

0

Please explain

Assurant estimates that much of our emissions associated with upstream transportation come from small parcel service, such as with FedEx.

Spend on logistics and small parcel services was used to calculate emissions for this category. Spend was aggregated at the sub-category level and assigned as either goods or services spend based on GL account coding. These categories were mapped to the US EPA Supply Chain Emissions for Commodities and adjusted for inflation. Emissions per category were calculated based on this mapping and the associated EPA emission factors.

Spend data is currently not readily available for a small portion of Assurant's business, including operations in LATAM, APAC, portions of Europe and Assurant's preneed portfolio, which was divested in 2021. This data is estimated to make up a small portion of Assurant's overall spend. Mapping of Assurant purchasing category to EPA commodity name was decided in conjunction with Assurant management. Spend data was provided by Assurant in USD.

Waste generated in operations

Evaluation status

Relevant, calculated

Emissions in reporting year (metric tons CO₂e)

622

Emissions calculation methodology

Waste-type-specific method

Percentage of emissions calculated using data obtained from suppliers or value chain partners

100

Please explain

Assurant facilities generate waste in the normal course of operations.

Assurant estimated emissions related to waste in operations using source data from nine office locations in addition to our mobile repair facilities globally. For waste generated in the U.S., EPA emission factors were used. For waste generated at facilities outside the U.S., DEFRA emission factors were used.

Business travel

Evaluation status

Relevant, calculated

Emissions in reporting year (metric tons CO₂e)

1,631

Emissions calculation methodology

Spend-based method

Distance-based method

Percentage of emissions calculated using data obtained from suppliers or value chain partners

100

Please explain

The reported business travel emissions cover rental car, hotel stays air travel and rail travel booked through our top travel partners in the U.S., Mexico, Puerto Rico, Canada and the UK. Business travel emissions were nearly 86% lower in 2020 compared to 2019, predominantly due to the impacts of the COVID-19 pandemic as the majority of employees moved to virtual/work-from-home arrangements for 10 months of the year.

Scope 3 emissions in this category include those generated by the transportation of employees for business-related activities in vehicles owned or operated by third parties, such as aircraft, trains, buses, and passenger cars. Emissions for this category were calculated using a combination of the spend-based and distance-based method. For air

travel originating North America, U.S. EPA emissions per mile were used. For air and rail travel originating in the U.K., DEFRA emissions per mile were used. Spend data was used to estimate emissions associated with car rental, hotels and rail in the U.S. using EPA EEIO emission factors.

Employee commuting

Evaluation status

Relevant, calculated

Emissions in reporting year (metric tons CO₂e)

3,240

Emissions calculation methodology

Average data method

Percentage of emissions calculated using data obtained from suppliers or value chain partners

0

Please explain

Assurant recognizes that there are emissions associated with employees commuting to work. Emissions for this category are not representative of the future due to impacts of the COVID-19 pandemic on our operations and work arrangements. We estimate that emissions from employee commuting are likely around 65% lower in 2020 than in a regular year, since roughly 80% employees were working remotely for about 80% of the year.

Data on the percentage of employee commuting by type (e.g., driving alone, carpooling) by state in the U.S. was sourced from a 2018 U.S. Census. This data was used along with EPA emission factors for employee commuting and multiplied by the number of Assurant employees by U.S. state for those employees who work in an office (rather than virtually). Nearly three quarters of Assurant's non-virtual employees are based in the U.S., so U.S. Census data and EPA emission factors were used for calculating employee commuting emissions based on U.S. headcount, and data was extrapolated using the percentage of employees outside of the U.S. to determine an estimate for emissions related to employee commuting globally.

We estimate that roughly 20% of Assurant's workforce was considered essential workers in 2020 and therefore continued to commute throughout the COVID-19 pandemic. The remaining 80% of employees began working from home in mid-March 2020, or roughly 80% of the year.

Upstream leased assets

Evaluation status

Not relevant, explanation provided

Please explain

Not relevant. Assurant does not have any additional upstream leased assets that would not be included in scope 1 emissions.

Downstream transportation and distribution

Evaluation status

Relevant, calculated

Emissions in reporting year (metric tons CO₂e)

116,319

Emissions calculation methodology

Distance-based method

Percentage of emissions calculated using data obtained from suppliers or value chain partners

100

Please explain

Assurant sells refurbished phones into the market which are shipped to customers.

Emissions for this category were calculated using a portion of shipment sales activity data. The ton-miles were multiplied by the EPA emission factor for calculating Scope 3 Category 9 emissions. Where distance traveled and vehicle type data was not available, distance was estimated using online tables and assumed air travel.

Due to lack of data availability, we acknowledge that emissions are likely underestimated, and efforts will be made to improve in the future.

Processing of sold products

Evaluation status

Not relevant, explanation provided

Please explain

Not relevant. Assurant does not sell products that are further processed.

Use of sold products

Evaluation status

Relevant, calculated

Emissions in reporting year (metric tons CO₂e)

97,732

Emissions calculation methodology

Average data method

Percentage of emissions calculated using data obtained from suppliers or value chain partners

100

Please explain

Assurant sells refurbished phones into the market, which use electricity when used by consumers.

Emissions for this category were calculated by multiplying the total number of phones sold in 2020 by the average electricity consumption and lifespan of a cell phone. The energy use in kWh was converted to emissions using the 2019 eGRID average factor for the U.S. Average electricity use per phone was sourced from a report on the life cycle of mobile phones. Data on the average lifespan of a mobile phone was sourced from a 2016 EPA report.

End of life treatment of sold products

Evaluation status

Relevant, calculated

Emissions in reporting year (metric tons CO2e)

277

Emissions calculation methodology

Waste-type-specific method

Percentage of emissions calculated using data obtained from suppliers or value chain partners

100

Please explain

Assurant assumes that all phones sold into the market are recycled at the end of life. Additionally, Assurant sells phones to be scrapped for recycling.

Emissions for this category were calculated assuming that all phones sold into the market are recycled at the end of life. Additionally, Assurant sells phones to be scrapped for recycling. For phones sold in the U.S., EPA emission factors for waste were used. For phones sold outside the U.S., DEFRA emission factors for waste were used.

Downstream leased assets

Evaluation status

Not relevant, explanation provided

Please explain

Not relevant. Assurant does not own assets that we lease to other entities.

Franchises

Evaluation status

Relevant, calculated

Emissions in reporting year (metric tons CO2e)

3,055

Emissions calculation methodology

Average data method

Percentage of emissions calculated using data obtained from suppliers or value chain partners

0

Please explain

Assurant has a small franchising business through our CPR mobile retail segment.

Emissions for this category were calculated using site inventory data for franchises in the U.S. and Canada. As electricity and natural gas bills are not available, emission factors were used to estimate the consumption of electricity from the grid and natural gas.

Other (upstream)

Evaluation status

Not relevant, explanation provided

Please explain

Assurant does not have any other upstream assets.

Other (downstream)

Evaluation status

Not relevant, explanation provided

Please explain

Assurant does not have any other downstream assets.

C6.10

(C6.10) Describe your gross global combined Scope 1 and 2 emissions for the reporting year in metric tons CO2e per unit currency total revenue and provide any additional intensity metrics that are appropriate to your business operations.

Intensity figure

0.0000016

Metric numerator (Gross global combined Scope 1 and 2 emissions, metric tons CO2e)

16,802

Metric denominator

unit total revenue

Metric denominator: Unit total

10,200,000,000

Scope 2 figure used

Location-based

% change from previous year

3.1

Direction of change

Decreased

Reason for change

We reported a slight increase in revenue for 2021 and reduced our Scope 1 and Scope 2 GHG emissions.

In 2021, we continued our Scope 1 and Scope 2 GHG emission reporting, with a 10-percent year-over-year decline in Scope 2, largely driven by a reduction in U.S. energy consumption as we align our facility needs and site locations with that of our workforce.

Intensity figure

0.00680243

Metric numerator (Gross global combined Scope 1 and 2 emissions, metric tons CO₂e)

16,802

Metric denominator

square foot

Metric denominator: Unit total

2,470,000

Scope 2 figure used

Location-based

% change from previous year

2.65

Direction of change

Decreased

Reason for change

Our total Scope 1 and Scope 2 (Location-based) in 2021 compared to 2020. In 2021, we continued our Scope 1 and Scope 2 GHG emission reporting, with a 10-percent year-over-year decline in Scope 2, largely driven by a reduction in U.S. energy consumption as we align our facility needs and site locations with that of our workforce.

C7. Emissions breakdowns

C7.9

(C7.9) How do your gross global emissions (Scope 1 and 2 combined) for the reporting year compare to those of the previous reporting year?

Decreased

C7.9a

(C7.9a) Identify the reasons for any change in your gross global emissions (Scope 1 and 2 combined), and for each of them specify how your emissions compare to the previous year.

	Change in emissions (metric tons CO2e)	Direction of change	Emissions value (percentage)	Please explain calculation
Change in renewable energy consumption	0	No change	0	Assurant did not purchase any renewable energy in 2021.
Other emissions reduction activities	55	Decreased	0.3	In 2021, we implemented a variety of emissions reductions activities across our operations, including lighting upgrades & building sensors. These initiatives resulted in a reduction in Scope 1 and Scope 2 emissions of 55 MT CO2e. Assurant's 2020 Scope 1 and 2 emissions were 17,556 MT CO2e. Therefore, Assurant calculated a -0.3% reduction ($-55/17,556 = -0.3\%$)
Divestment	259	Decreased	1.5	In August 2021, Assurant completed the sale of the Global Preneed business. The calculations include the decrease in GHG emissions at the Rapid City location that was operated by Assurant for 8 months in 2021 before being divested, and the decrease in GHG emissions at the Rapid City Annex that was operated by Assurant for 5 months in 2021 before being divested. Therefore, Assurant calculated a 1.5% reduction

				(259/17,556 = 1.5%)
Acquisitions	0	No change	0	Assurant did not make any acquisitions in 2021 that significantly affected year over year GHG emissions.
Mergers	0	No change	0	Assurant did not complete any mergers in 2021.
Change in output	0	No change	0	Assurant's output did not change in 2021.
Change in methodology	440	Decreased	2.5	Updated with the use of EPA Climate Leaders Emissions Factors for Greenhouse Gas Inventories, 2021. Therefore, Assurant calculated a 2.5% reduction (440/17,556 = 2.5%)
Change in boundary	0	No change	0	Assurant's boundary did not change in 2021.
Change in physical operating conditions	0	No change	0	Assurant's physical operating conditions did not change in 2021.
Unidentified	0	No change	0	Assurant had no unidentified changes in 2021.
Other	0	No change	0	Assurant had no other changes in 2021.

C7.9b

(C7.9b) Are your emissions performance calculations in C7.9 and C7.9a based on a location-based Scope 2 emissions figure or a market-based Scope 2 emissions figure?

Location-based

C8. Energy

C8.1

(C8.1) What percentage of your total operational spend in the reporting year was on energy?

More than 0% but less than or equal to 5%

C8.2

(C8.2) Select which energy-related activities your organization has undertaken.

	Indicate whether your organization undertook this energy-related activity in the reporting year
Consumption of fuel (excluding feedstocks)	Yes
Consumption of purchased or acquired electricity	Yes
Consumption of purchased or acquired heat	No
Consumption of purchased or acquired steam	No
Consumption of purchased or acquired cooling	No
Generation of electricity, heat, steam, or cooling	Yes

C8.2a

(C8.2a) Report your organization's energy consumption totals (excluding feedstocks) in MWh.

	Heating value	MWh from renewable sources	MWh from non-renewable sources	Total (renewable and non-renewable) MWh
Consumption of fuel (excluding feedstock)	HHV (higher heating value)	0	11,140	11,140
Consumption of purchased or acquired electricity		0	40,374	40,374
Consumption of self-generated non-fuel renewable energy		0		0
Total energy consumption		0	51,514	51,514

C8.2g

(C8.2g) Provide a breakdown of your non-fuel energy consumption by country.

Country/area

Argentina

Consumption of electricity (MWh)

308.92

Consumption of heat, steam, and cooling (MWh)

0

Total non-fuel energy consumption (MWh) [Auto-calculated]

308.92

Country/area

Australia

Consumption of electricity (MWh)

241.73

Consumption of heat, steam, and cooling (MWh)

0

Total non-fuel energy consumption (MWh) [Auto-calculated]

241.73

Country/area

Brazil

Consumption of electricity (MWh)

78.61

Consumption of heat, steam, and cooling (MWh)

0

Total non-fuel energy consumption (MWh) [Auto-calculated]

78.61

Country/area

Canada

Consumption of electricity (MWh)

1,297.68

Consumption of heat, steam, and cooling (MWh)

0

Total non-fuel energy consumption (MWh) [Auto-calculated]

1,297.68

Country/area

Chile

Consumption of electricity (MWh)

35.26

Consumption of heat, steam, and cooling (MWh)

0

Total non-fuel energy consumption (MWh) [Auto-calculated]

35.26

Country/area

China

Consumption of electricity (MWh)

60.49

Consumption of heat, steam, and cooling (MWh)

0

Total non-fuel energy consumption (MWh) [Auto-calculated]

60.49

Country/area

Colombia

Consumption of electricity (MWh)

23.94

Consumption of heat, steam, and cooling (MWh)

0

Total non-fuel energy consumption (MWh) [Auto-calculated]

23.94

Country/area

France

Consumption of electricity (MWh)

241.25

Consumption of heat, steam, and cooling (MWh)

0

Total non-fuel energy consumption (MWh) [Auto-calculated]

241.25

Country/area

India

Consumption of electricity (MWh)

14.93

Consumption of heat, steam, and cooling (MWh)

0

Total non-fuel energy consumption (MWh) [Auto-calculated]

14.93

Country/area

Italy

Consumption of electricity (MWh)

22.29

Consumption of heat, steam, and cooling (MWh)

0

Total non-fuel energy consumption (MWh) [Auto-calculated]

22.29

Country/area

Japan

Consumption of electricity (MWh)

80.52

Consumption of heat, steam, and cooling (MWh)

0

Total non-fuel energy consumption (MWh) [Auto-calculated]

80.52

Country/area

Republic of Korea

Consumption of electricity (MWh)

172.29

Consumption of heat, steam, and cooling (MWh)

0

Total non-fuel energy consumption (MWh) [Auto-calculated]

172.29

Country/area

Mexico

Consumption of electricity (MWh)

71.3

Consumption of heat, steam, and cooling (MWh)

0

Total non-fuel energy consumption (MWh) [Auto-calculated]

71.3

Country/area

Netherlands

Consumption of electricity (MWh)

102.49

Consumption of heat, steam, and cooling (MWh)

0

Total non-fuel energy consumption (MWh) [Auto-calculated]

102.49

Country/area

Peru

Consumption of electricity (MWh)

7.93

Consumption of heat, steam, and cooling (MWh)

0

Total non-fuel energy consumption (MWh) [Auto-calculated]

7.93

Country/area

Puerto Rico

Consumption of electricity (MWh)

250.96

Consumption of heat, steam, and cooling (MWh)

0

Total non-fuel energy consumption (MWh) [Auto-calculated]

250.96

Country/area

Spain

Consumption of electricity (MWh)

13.95

Consumption of heat, steam, and cooling (MWh)

0

Total non-fuel energy consumption (MWh) [Auto-calculated]

13.95

Country/area

United Kingdom of Great Britain and Northern Ireland

Consumption of electricity (MWh)

2,729.99

Consumption of heat, steam, and cooling (MWh)

0

Total non-fuel energy consumption (MWh) [Auto-calculated]

2,729.99

Country/area

United States of America

Consumption of electricity (MWh)

34,619.33

Consumption of heat, steam, and cooling (MWh)

0

Total non-fuel energy consumption (MWh) [Auto-calculated]

34,619.33

C9. Additional metrics

C9.1

(C9.1) Provide any additional climate-related metrics relevant to your business.

C10. Verification

C10.1

(C10.1) Indicate the verification/assurance status that applies to your reported emissions.

	Verification/assurance status
Scope 1	Third-party verification or assurance process in place
Scope 2 (location-based or market-based)	Third-party verification or assurance process in place
Scope 3	Third-party verification or assurance process in place

C10.1a

(C10.1a) Provide further details of the verification/assurance undertaken for your Scope 1 emissions, and attach the relevant statements.

Verification or assurance cycle in place

Annual process


Status in the current reporting year

Complete

Type of verification or assurance

Limited assurance

Attach the statement

 Assurant RY 2021 Verification Opinion Declaration_07-21-22.pdf

Page/ section reference

1-3

Relevant standard

ISO14064-3

Proportion of reported emissions verified (%)

100

C10.1b

(C10.1b) Provide further details of the verification/assurance undertaken for your Scope 2 emissions and attach the relevant statements.

Scope 2 approach

Scope 2 location-based

Verification or assurance cycle in place

Annual process


Status in the current reporting year

Complete

Type of verification or assurance

Limited assurance

Attach the statement

 Assurant RY 2021 Verification Opinion Declaration_07-21-22.pdf

Page/ section reference

1-3

Relevant standard

ISO14064-3

Proportion of reported emissions verified (%)

100

Scope 2 approach

Scope 2 market-based

Verification or assurance cycle in place

Annual process


Status in the current reporting year

Complete

Type of verification or assurance

Limited assurance

Attach the statement

 Assurant RY 2021 Verification Opinion Declaration_07-21-22.pdf

Page/ section reference

1-3

Relevant standard

ISO14064-3

Proportion of reported emissions verified (%)

100

C10.1c

(C10.1c) Provide further details of the verification/assurance undertaken for your Scope 3 emissions and attach the relevant statements.

Scope 3 category

Scope 3: Purchased goods and services

Scope 3: Capital goods

Scope 3: Fuel and energy-related activities (not included in Scopes 1 or 2)

Scope 3: Upstream transportation and distribution

Scope 3: Waste generated in operations

Scope 3: Business travel

Scope 3: Employee commuting

Scope 3: Downstream transportation and distribution

Scope 3: Use of sold products

Scope 3: End-of-life treatment of sold products

Scope 3: Franchises

Verification or assurance cycle in place

Annual process


Status in the current reporting year

Complete

Type of verification or assurance

Limited assurance

Attach the statement

 Assurant RY 2021 Verification Opinion Declaration_07-21-22.pdf

Page/section reference

1-2

Relevant standard

ISO14064-3

Proportion of reported emissions verified (%)

100

C10.2

(C10.2) Do you verify any climate-related information reported in your CDP disclosure other than the emissions figures reported in C6.1, C6.3, and C6.5?

No, but we are actively considering verifying within the next two years

C11. Carbon pricing

C11.2

(C11.2) Has your organization originated or purchased any project-based carbon credits within the reporting period?

No

C11.3

(C11.3) Does your organization use an internal price on carbon?

No, and we do not currently anticipate doing so in the next two years

C12. Engagement

C12.1

(C12.1) Do you engage with your value chain on climate-related issues?

Yes, our customers/clients

Yes, our investees

Yes, other partners in the value chain

C-FS12.1b

(C-FS12.1b) Give details of your climate-related engagement strategy with your clients.

Type of clients

Customers/clients of Insurers

Type of engagement

Education/information sharing

Details of engagement

Run an engagement campaign to educate clients about your climate change performance and strategy

% client-related Scope 3 emissions as reported in C-FS14.1a

Portfolio coverage (total or outstanding)

10

Rationale for the coverage of your engagement

Engagement targeted at clients with increased climate-related risks

Impact of engagement, including measures of success

We educate customers in our Global Housing segment about the benefits of adopting climate-resilient improvements when constructing or repairing homes. We have selected this group of customers to target, which represents roughly 10% of Assurant's total customers across business lines, since they have the greatest exposure to negative financial impacts related to climate events such as hurricanes. To incentivize these behaviors, we offer discounts to those who have fortified their homes to mitigate the impacts of floods, hurricanes or other severe weather. Most of our international homeowner policies offer discounts to customers who build with more resilient materials and install wind mitigation features. For example, through the Community Ratings System of the Federal Emergency Management Agency (FEMA), we can discount flood insurance rates if the customer lives in a community that is taking action to mitigate long-term risks. We also offer index-based insurance in certain geographies susceptible to climate change to protect consumers who are indirectly affected by extreme weather events. Index-based insurance provides coverage to businesses that are indirectly impacted by climate change, such as a business owner whose surrounding neighborhood was damaged during a natural disaster.

We monitor and measure success by the adoption rate and overall percentage of home insurance policies that take advantage of our climate-resilience discounts or credits. Another related measure of success is our yearly premiums for the property catastrophe reinsurance program. Adopting climate resilience improvements may reduce catastrophe claims, which may reduce business travel emissions related to servicing

those claims. We estimate a long-term average of 5 to 15 percent of Scope 3 emissions reported in C6.5 for Business travel are attributed to business travel related to catastrophe claims based on the severity weather in the year.

C-FS12.1c

(C-FS12.1c) Give details of your climate-related engagement strategy with your investees.

Type of engagement

Information collection (Understanding investee behavior)

Details of engagement

Collect climate-related and carbon emissions information at least annually from long-term investees

% scope 3 emissions as reported in C-FS14.1a/C-FS14.1b

100

Investing (Asset owners) portfolio coverage

Rationale for the coverage of your engagement

Other, please specify

The holdings managed by our three asset managers represent the majority of our core fixed income and equity portfolio.

Impact of engagement, including measures of success

We regularly discuss the embedded risks within our portfolio with our asset managers as we embed ESG factors into our exclusionary and benchmarking screening criteria.

Through these planned exclusionary criteria, we will consider the climate change performance of investees within potential new portfolio holdings.

C12.1d

(C12.1d) Give details of your climate-related engagement strategy with other partners in the value chain.

Assurant works with state and federal regulators, focusing especially on our relationships in areas facing elevated risk from climate change, such as those along the coasts, or national programs exposed to this risk, like FEMA. We believe engagement with regulators provides the best path to address climate-related risks while ensuring access to fair-priced insurance. We also offer lower insurance rates for structures that are built inland or adopt climate-resilient improvements as allowed by local regulations.

Our approach to regulatory engagement advocates for policies that help to mitigate climate-related risk. For example, we work with regulators to incentivize lower risk behaviors, such as



adopting climate-resilient construction practices. Assurant has a meteorologist on our claims and operations team who visits communities after catastrophes, such as hurricanes and flooding, to learn about the disaster’s impact on local communities. These learnings are communicated to regulators and other decision-makers, as well as the Institute for Business and Home Safety (IBHS), to influence future building codes, laws and regulations to support climate-resilient communities and avoid future losses. We also work closely with state and local insurance departments to promote fair assessments of building construction that actively mitigate their properties’ climate change risks.

In addition, we offer policies that have an impact on whether people build in high-risk areas, such as a flood-plain or other catastrophe-prone areas. We believe that by pricing insurance policies to include the cost of climate-related impacts, we can reduce risk behavior, influencing the market and reducing our and our partners’ risk. For example, we offer insurance policies that incentivize lower risk behaviors, like adopting climate resilient construction practices.

Our Supplier Code of Conduct requires that our suppliers adhere to applicable laws and regulations related to chemicals, waste management, recycling, water, and air emissions. The Supplier Code of Conduct also requires suppliers to develop, implement, and maintain environmentally responsible business practices and use their best efforts to reduce environmental impact when providing products and services to Assurant.

We also work with non-profits (trade and professional organizations) to bolster understanding of the climate change issues impacting our business. Our employees serve on committees of the IBHS and our company’s membership provides financial support to advance research methods aimed at fortifying homes and improving flood resiliency.

Our diversified portfolio helps us mitigate impacts from climate-related risks associated with a single physical location or business line. Assurant combines after-market data on lender-placed properties with projections from catastrophe models to manage internal risk exposure and to share with reinsurers.

C-FS12.2

(C-FS12.2) Does your organization exercise voting rights as a shareholder on climate-related issues?

	Exercise voting rights as a shareholder on climate-related issues	Primary reason for not exercising voting rights as a shareholder on climate-related issues	Explain why you do not exercise voting rights on climate-related issues
Row 1	No, and we do not plan to in the next two years	Other, please specify We are primarily lenders/debt holders and are not equity shareholders.	We are primarily lenders/debt holders and are not equity shareholders.

C12.3

(C12.3) Does your organization engage in activities that could either directly or indirectly influence policy, law, or regulation that may impact the climate?

Row 1

Direct or indirect engagement that could influence policy, law, or regulation that may impact the climate

Yes, we engage directly with policy makers

Yes, we engage indirectly through trade associations

Does your organization have a public commitment or position statement to conduct your engagement activities in line with the goals of the Paris Agreement?

No, and we do not plan to have one in the next two years

Describe the process(es) your organization has in place to ensure that your engagement activities are consistent with your overall climate change strategy

Assurant works with state and federal regulators, focusing especially on our relationships in areas facing elevated risk from climate change, such as those along the coasts, or national programs exposed to this risk, like FEMA. We believe engagement with regulators provides the best path to address climate-related risks while ensuring access to fair-priced insurance. We also offer lower insurance rates for structures that are built inland or adopt climate-resilient improvements as allowed by local regulations.

Our approach to regulatory engagement advocates for policies that help to mitigate climate-related risk. For example, we work with regulators to incentivize lower risk behaviors, such as adopting climate-resilient construction practices. Assurant has a meteorologist on our claims and operations team who visits communities after catastrophes, such as hurricanes and flooding, to learn about the disaster's impact on local communities. These learnings are communicated to regulators and other decision-makers, as well as the Institute for Business and Home Safety (IBHS), to influence future building codes, laws and regulations to support climate-resilient communities and avoid future losses. We also work closely with state and local insurance departments to promote fair assessments of building construction that actively mitigate their properties' climate change risks.

In addition, we offer policies that have an impact on whether people build in high-risk areas, such as a flood-plain or other catastrophe-prone areas. We believe that by pricing insurance policies to include the cost of climate-related impacts, we can reduce risk behavior, influencing the market and reducing our and our partners' risk. For example, we offer insurance policies that incentivize lower risk behaviors, like adopting climate resilient construction practices.

We also work with non-profits (trade and professional organizations) to bolster

understanding of the climate change issues impacting our business. Our employees serve on committees of the American Property Casualty Industry Association (APCIA), the Life Insurance Council of New York, Inc, (LICONY), the Housing Policy Council and IBHS. Our company's membership in these organizations provide financial support that both advances research to better fortify homes and funds public policy forums to educate the public about property mitigation and resiliency.

C12.3a

(C12.3a) On what policy, law, or regulation that may impact the climate has your organization been engaging directly with policy makers in the reporting year?

Focus of policy, law, or regulation that may impact the climate

Adaptation and/or resilience to climate change

Specify the policy, law, or regulation on which your organization is engaging with policy makers

Assurant supported the rollout of Risk Rating 2.0 to ensure an actuarially sound program. Assurant also supports private insurance market to encourage innovation and market solutions that incentivize homeowners and communities to adopt resiliency measures. Assurant also continues to support providing federal grants to help communities eliminate the long-term risk of flood damage due to severe repetitive loss.

Policy, law, or regulation geographic coverage

National

Country/region the policy, law, or regulation applies to

United States of America

Your organization's position on the policy, law, or regulation

Support with minor exceptions

Description of engagement with policy makers

Assurant encourages Congress and FEMA to adopt an NFIP reauthorization that includes flood mitigation solutions and solutions for properties that experience repetitive flood loss. Assurant also supported the adoption and now implementation of FEMA's new risk rating pricing system, Risk Rating 2.0. Assurant engaged the Federal Housing Administration to request that private flood insurance be allowed to satisfy lending requirements for properties in Special Flood Hazard Areas.

Details of exceptions (if applicable) and your organization's proposed alternative approach to the policy, law or regulation

N/A

Have you evaluated whether your organization's engagement is aligned with the goals of the Paris Agreement?

No, we have not evaluated

C12.3b

(C12.3b) Provide details of the trade associations your organization engages with which are likely to take a position on any policy, law or regulation that may impact the climate.

Trade association

Business Roundtable

Is your organization's position on climate change consistent with theirs?

Consistent

Has your organization influenced, or is your organization attempting to influence their position?

We are not attempting to influence their position

State the trade association's position on climate change, explain where your organization's position differs, and how you are attempting to influence their position (if applicable)

As is stated on their website: "Business Roundtable believes corporations should lead by example, support sound public policies and drive the innovation needed to address climate change. To this end, the United States should adopt a more comprehensive, coordinated and market-based approach to reduce emissions. This approach must be pursued in a manner that ensures environmental effectiveness while fostering innovation, maintaining U.S. competitiveness, maximizing compliance flexibility and minimizing costs to business and society. International cooperation and diplomacy backed by a broadly supported U.S. policy will be the key to achieving the collective global action required to meet the scope of the challenge and position the U.S. economy for long-term success."

Also, 'Business Roundtable believes that to avoid the worst impacts of climate change, the world must work together to limit global temperature rise this century to well below 2 degrees Celsius above preindustrial levels, consistent with the Paris Agreement. The United States and the international community must aggressively reduce GHG emissions and create incentives for developing new technologies to achieve this goal. Business Roundtable supports a goal of reducing net U.S. GHG emissions by at least 80 percent from 2005 levels by 2050.'

Funding figure your organization provided to this trade association in the reporting year, if applicable (currency as selected in C0.4) (optional)

Describe the aim of your organization's funding

Have you evaluated whether your organization's engagement with this trade association is aligned with the goals of the Paris Agreement?

Yes, we have evaluated, and it is aligned

Trade association

Other, please specify

The American Property Casualty Insurance Association

Is your organization's position on climate change consistent with theirs?

Consistent

Has your organization influenced, or is your organization attempting to influence their position?

We are not attempting to influence their position

State the trade association's position on climate change, explain where your organization's position differs, and how you are attempting to influence their position (if applicable)

APCIA's Board of Directors adopted and endorsed the following Environmental Core Principles:

- Risk mitigation must continue to be a shared priority.
- Insurers have a unique role in facilitating a more environmentally resilient economy by making capital and protection available to industries as they transition to a lower carbon future.
- Insurers should be proactively engaged in efforts to address long-term weather-related losses.
- Insurers should consider what existing information can be disclosed as voluntary alternatives to regulation.
- Environmental policies and actions should be science-based, provide benefits that outweigh costs, and contribute to job creation and economic growth.
- While voluntary actions are preferred, any regulation with regard to environmental issues should be proportional and flexible (not one size-fits-all), be based on materiality and respect confidentiality.
- Environmental risk-based pricing should be protected.
- Regulators should fully support environmental innovation and modeling for insurance.

Funding figure your organization provided to this trade association in the reporting year, if applicable (currency as selected in C0.4) (optional)

Describe the aim of your organization's funding

Have you evaluated whether your organization's engagement with this trade association is aligned with the goals of the Paris Agreement?

No, we have not evaluated

C12.4

(C12.4) Have you published information about your organization's response to climate change and GHG emissions performance for this reporting year in places other than in your CDP response? If so, please attach the publication(s).

Publication

In voluntary sustainability report

Status

Complete

Attach the document

 Assurant 2022 Sustainability Report.pdf

Page/Section reference

Section: Impact on Society. Pages: 18 & 19.

https://www.assurant.com/documents/assurant/csr/2022-assurant-esg.pdf?sfvrsn=2c9d4d05_14

Content elements

Emissions figures

Emission targets

Other metrics

Comment

Our most recent Sustainability report outlines our commitment to managing GHG emissions and climate-related risks.

Publication

In voluntary sustainability report

Status

Complete

Attach the document

 Assurant 2022 Sustainability Report.pdf

Page/Section reference

Section: Task Force on Climate-Related Financial Disclosures (TCFD) Index Pages: 30 & 37.

https://www.assurant.com/documents/assurant/csr/2022-assurant-esg.pdf?sfvrsn=2c9d4d05_14

Content elements

- Governance
- Strategy
- Risks & opportunities
- Emissions figures
- Emission targets

Comment

Our most recent Task Force on Climate-Related Financial Disclosures (TCFD) Index provides transparency on our climate change risk management, governance and performance.

Publication

In voluntary sustainability report

Status

Complete

Attach the document

 Assurant 2022 Sustainability Report.pdf

Page/Section reference

Section: SASB Index Pages: 38 & 42.
https://www.assurant.com/documents/assurant/csr/2022-assurant-esg.pdf?sfvrsn=2c9d4d05_14

Content elements

Other metrics

Comment

Our most recent SASB Index provides disclosure aligned with the Sustainability Accounting Standards Board (SASB) industry standards for both insurance and telecommunication services.

C-FS12.5

(C-FS12.5) Indicate the collaborative frameworks, initiatives and/or commitments related to environmental issues for which you are a signatory/member.

Environmental collaborative framework, initiative and/or commitment	
Row 1	We are not a signatory/member of any collaborative framework, initiative and/or commitment related to environmental issues

C14. Portfolio Impact

C-FS14.0

(C-FS14.0) For each portfolio activity, state the value of your financing and insurance of carbon-related assets in the reporting year.

Investing all carbon-related assets (Asset owner)

Are you able to report a value for the carbon-related assets?

Yes

Value of the carbon-related assets in your portfolio (unit currency – as specified in C0.4)

2,185,713,000

Percentage of portfolio value comprised of carbon-related assets in reporting year

27

Investing in coal (Asset owner)

Are you able to report a value for the carbon-related assets?

Yes

Value of the carbon-related assets in your portfolio (unit currency – as specified in C0.4)

130,772,000

Percentage of portfolio value comprised of carbon-related assets in reporting year

2

Investing in oil and gas (Asset owner)

Are you able to report a value for the carbon-related assets?

Yes

Value of the carbon-related assets in your portfolio (unit currency – as specified in C0.4)

259,160,000

Percentage of portfolio value comprised of carbon-related assets in reporting year

3

Insuring all carbon-related assets

Are you able to report a value for the carbon-related assets?

No, and we do not plan to assess our portfolio's exposure in the next two years

Primary reason for not providing a value for the financing and/or insurance to carbon-related assets

Important, but not immediate priority

Please explain why you are not providing a value for the financing and/or insurance to carbon-related assets and your plans for the future

Assurant is currently focused on evaluating and addressing the climate impact of our investment (asset owner) portfolio, as we believe this is where the majority of our climate-related impact lies.

Insuring coal

Are you able to report a value for the carbon-related assets?

Yes

Insuring oil and gas

Are you able to report a value for the carbon-related assets?

Yes

C-FS14.1

(C-FS14.1) Does your organization measure its portfolio impact on the climate?

	We conduct analysis on our portfolio's impact on the climate	Disclosure metric	Please explain why you do not measure the impact of your portfolio on the climate
Investing (Asset owner)	Yes	Portfolio emissions	
Insurance underwriting (Insurance company)	No, and we do not plan to do so in the next two years		We are evaluating models and methodologies to quantify emissions associated with Insurance underwriting.

C-FS14.1a

(C-FS14.1a) Provide details of your organization's portfolio emissions in the reporting year.

Investing (Asset owner)

Portfolio emissions (metric unit tons CO2e) in the reporting year

2,547,309

Portfolio coverage

75.3

Percentage calculated using data obtained from clients/investees

68.4

Emissions calculation methodology

The Global GHG Accounting and Reporting Standard for the Financial Industry

Please explain the details and assumptions used in your calculation

The portfolio emissions reported here include scope 1, scope 2 and scope 3 emissions of investees in the following asset classes: fixed maturities, preferred stock, common stock, and commercial real estate. Emissions data for investments in fixed maturities, preferred stock and common stock was purchased from ISS. Where data is available, the ISS data set included just over 82% of emissions pulled directly from investee companies' reporting (e.g. CDP). Emissions data for the remaining portion of the portfolio were estimated using ISS-specific methodology. Emissions data for commercial real estate is based on actual building energy use where available. Where actual energy use is not available, emissions are estimated using the building size (square footage) and property type. Estimated electricity and natural gas use per square foot by building type was sourced from the Commercial Building Energy Survey (CBECS).

C-FS14.2

(C-FS14.2) Are you able to provide a breakdown of your organization's portfolio impact?

	Portfolio breakdown
Row 1	Yes, by asset class Yes, by industry Yes, by scope

C-FS14.2a

(C-FS14.2a) Break down your organization's portfolio impact by asset class.

Asset class	Portfolio metric	Portfolio emissions or alternative metric
Investing Fixed Income	Absolute portfolio emissions (tCO ₂ e)	2,455,536
Investing Listed Equity	Absolute portfolio emissions (tCO ₂ e)	24,625
Investing Real estate/Property	Absolute portfolio emissions (tCO ₂ e)	67,148

C-FS14.2b

(C-FS14.2b) Break down your organization's portfolio impact by industry.

Portfolio	Industry	Portfolio metric	Portfolio emissions or alternative metric
-----------	----------	------------------	-------------------------------------------

Investing (Asset owner)	Other, please specify Communication Services	Absolute portfolio emissions (tCO ₂ e)	20,980
Investing (Asset owner)	Other, please specify Consumer Discretionary	Absolute portfolio emissions (tCO ₂ e)	150,142
Investing (Asset owner)	Other, please specify Consumer Staples	Absolute portfolio emissions (tCO ₂ e)	70,059
Investing (Asset owner)	Energy	Absolute portfolio emissions (tCO ₂ e)	640,328
Investing (Asset owner)	Other, please specify Financials	Absolute portfolio emissions (tCO ₂ e)	85,434
Investing (Asset owner)	Other, please specify Health Care	Absolute portfolio emissions (tCO ₂ e)	25,455
Investing (Asset owner)	Other, please specify Industrials	Absolute portfolio emissions (tCO ₂ e)	378,017
Insurance underwriting (Insurance company)	Other, please specify Information Technology	Absolute portfolio emissions (tCO ₂ e)	31,489
Investing (Asset owner)	Materials	Absolute portfolio emissions (tCO ₂ e)	237,721
Investing (Asset owner)	Other, please specify Other	Absolute portfolio emissions (tCO ₂ e)	147,517
Investing (Asset owner)	Real Estate	Absolute portfolio emissions (tCO ₂ e)	385,295
Investing (Asset owner)	Utilities	Absolute portfolio emissions (tCO ₂ e)	374,872

C-FS14.2d

(C-FS14.2d) Break down your organization's portfolio impact by scope.

Portfolio	Clients'/investees' scope	Portfolio emissions (metric tons CO ₂ e)
Investing (Asset owner)	Scope 1	306,598
Investing (Asset owner)	Scope 2 (location-based)	110,162
Investing (Asset owner)	Scope 3	2,130,550

C-FS14.3

(C-FS14.3) Did your organization take any actions in the reporting year to align your portfolio with a 1.5°C world?

	Actions taken to align our	Please explain why you have not taken any action to align your portfolio with a 1.5°C world

	portfolio with a 1.5°C world	
Investing (Asset owner)	No, but we plan to in the next two years	Assurant is taking steps to understand our portfolio emissions and has received reports that include scenario analysis of the potential temperature increase associated with our current equity and fixed income portfolio. We are using this information to evaluate setting a science-based emissions reduction target for our portfolio emissions. This information will also be used for future decision making where appropriate.
Insurance underwriting (Insurance company)	No, and we do not plan to in the next two years	Important but not an immediate priority.

C15. Biodiversity

C15.1

(C15.1) Is there board-level oversight and/or executive management-level responsibility for biodiversity-related issues within your organization?

	Board-level oversight and/or executive management-level responsibility for biodiversity-related issues	Description of oversight and objectives relating to biodiversity	Scope of board-level oversight
Row 1	Yes, both board-level oversight and executive management-level responsibility	<p>The Board directly oversees ESG matters relating to the company's strategy, The Nominating and Corporate Governance Committee oversees ESG strategy, and our CEO, together with our Chief Administrative Officer and Senior Vice President, Investor Relations and Sustainability, set the strategic direction in collaboration with the Management Committee as well as other leaders and subject matter experts.</p> <p>However, during Assurant's most recent ESG Materiality Assessment, designed to identify, prioritize, and validate its most significant sustainability impacts, risks, and opportunities, Biodiversity and Land Use was one of many ESG matters assessed. Based on internal and external stakeholder feedback at the time of the assessment, this ESG matter was not rated as a</p>	Risks and opportunities to our own operations

		top ESG priorities for the organization. It does, however, remain an ESG matters that the organization monitors and intends to manage if emerging stakeholder feedback indicates the need for increased focus or as the company's strategy and business continues to evolve. With that said, Biodiversity and Land Use do not require routine oversight at this time.	
--	--	-----------------------------------------------------------------------------------------------------------------------------------------------------------------------------------------------------------------------------------------------------------------------------------------------------------------------------------------------------------------------	--

C15.2

(C15.2) Has your organization made a public commitment and/or endorsed any initiatives related to biodiversity?

	Indicate whether your organization made a public commitment or endorsed any initiatives related to biodiversity	Initiatives endorsed
Row 1	Yes, we have endorsed initiatives only	SDG Other, please specify Our Impact on Society commitments relate to the United Nations Sustainable Development Goals 7, 11, 12, 13 and 17.

C15.3

(C15.3) Does your organization assess the impact of its value chain on biodiversity?

	Does your organization assess the impact of its value chain on biodiversity?
Row 1	No, but we plan to assess biodiversity-related impacts within the next two years

C15.4

(C15.4) What actions has your organization taken in the reporting year to progress your biodiversity-related commitments?

	Have you taken any actions in the reporting period to progress your biodiversity-related commitments?	Type of action taken to progress biodiversity-related commitments
Row 1	Yes, we are taking actions to progress our biodiversity-related commitments	Other, please specify Initiatives that positively impact natural resource conservation

C15.5


(C15.5) Does your organization use biodiversity indicators to monitor performance across its activities?


	Does your organization use indicators to monitor biodiversity performance?	Indicators used to monitor biodiversity performance
--	----------------------------------------------------------------------------	-----------------------------------------------------

Row 1	No	
-------	----	--

C15.6

(C15.6) Have you published information about your organization’s response to biodiversity-related issues for this reporting year in places other than in your CDP response? If so, please attach the publication(s).

Report type	Content elements	Attach the document and indicate where in the document the relevant biodiversity information is located
In voluntary sustainability report or other voluntary communications	Other, please specify Assurant’s Sustainability Strategic Framework includes consistently integrating ESG factors and socially responsible standards and ensuring facilities adhere to sustainability practices, such as reducing waste, as we work toward carbon neutrality.	Pages 16 through 22. https://www.assurant.com/documents/assurant/csr/2022-assurant-esg.pdf?sfvrsn=2c9d4d05_14  1

 1 Assurant 2022 Sustainability Report.pdf

C16. Signoff

C-FI

(C-FI) Use this field to provide any additional information or context that you feel is relevant to your organization's response. Please note that this field is optional and is not scored.

C16.1

(C16.1) Provide details for the person that has signed off (approved) your CDP climate change response.

	Job title	Corresponding job category
Row 1	President and Chief Executive Officer (CEO)	Chief Executive Officer (CEO)

SC. Supply chain module

SC0.0

(SC0.0) If you would like to do so, please provide a separate introduction to this module.

N/A

SC0.1

(SC0.1) What is your company's annual revenue for the stated reporting period?

	Annual Revenue
Row 1	10,200,000,000

SC1.1

(SC1.1) Allocate your emissions to your customers listed below according to the goods or services you have sold them in this reporting period.

SC1.2

(SC1.2) Where published information has been used in completing SC1.1, please provide a reference(s).

SC1.3

(SC1.3) What are the challenges in allocating emissions to different customers, and what would help you to overcome these challenges?

Allocation challenges	Please explain what would help you overcome these challenges
Diversity of product lines makes accurately accounting for each product/product line cost ineffective	<p>In our Lifestyle business, Assurant operates three repair locations in the United States that track Scope 1 and 2 emissions, but do not yet track Scope 3 emissions or allocate emissions for each unit repaired.</p> <p>We cannot allocate Scope 1 and 2 emissions to specific device types because electricity and natural gas are metered as a facility, not a repair station. Instead, we allocate Scope 1 and 2 emissions by aggregating the total emissions from each repair facility by the percent of customer units serviced at that location.</p> <p>Assurant is exploring methods to track and allocate the Scope 3 emissions associated with our mobile repair facilities, but the diversity of product lines and customers complicates accurately accounting emissions for each product line and customer.</p>

	<p>By refurbishing mobile devices instead of simply providing replacements or selling components, we create a win-win-win for our business, clients, and environment. We measure the percentage of units received from customers, which go back to customers in good working condition. We use that information to look for opportunities to increase device repair rates, such as through battery replacements, to support our goals to increase device reuse rates and recycle more waste. In 2021 Assurant processed nearly 17 million mobile devices for repair or resale. We also recycled more than one million mobile devices. We do not yet track avoided emissions from repairing and recycling phones, but these activities offer significant environmental benefits by extending the usable life of mobile devices and reducing the raw materials, chemicals and electricity used to manufacture mobile devices.</p>
<p>Customer base is too large and diverse to accurately track emissions to the customer level</p>	<p>Assurant can work with customers to estimate emissions estimates based on volume or revenue.</p>

SC1.4

(SC1.4) Do you plan to develop your capabilities to allocate emissions to your customers in the future?

No

SC1.4b

(SC1.4b) Explain why you do not plan to develop capabilities to allocate emissions to your customers.

Although we welcome opportunities to collaborate with our customers to reduce GHG emissions or promote products and services that mitigate climate-related risks, our customer base is too large and range of services too diverse to reasonably track and allocate emissions to individual customers. Assurant will continue to track and disclose our relevant Scope 1, 2, and 3 emissions. We measure the percentage of units received from customers that are repaired and returned in good working condition. We use that information to look for opportunities to increase device repair rates while supporting our goals of increasing device reuse rates and recycling of waste. Our mobile operations repaired nearly 17 million devices in 2021. During the past several years, we also have made significant investments in recycling compactors at our mobile device repair facilities to increase our landfill diversion rate. Where feasible, we will estimate emissions to individual customers, but we do not plan to develop new capabilities to allocate emissions to our customers.

SC2.1

(SC2.1) Please propose any mutually beneficial climate-related projects you could collaborate on with specific CDP Supply Chain members.

SC2.2

(SC2.2) Have requests or initiatives by CDP Supply Chain members prompted your organization to take organizational-level emissions reduction initiatives?

No

SC4.1

(SC4.1) Are you providing product level data for your organization’s goods or services?

No, I am not providing data

FW-FS Forests and Water Security (FS only)

FW-FS1.1

(FW-FS1.1) Is there board-level oversight of forests- and/or water-related issues within your organization?

	Board-level oversight of this issue area	Explain why your organization does not have board-level oversight of this issue area and any plans to address this in the future
Forests	No, and we do not plan to in the next two years	During Assurant’s most recent ESG Materiality Assessment, designed to identify, prioritize, and validate its most significant sustainability impacts, risks, and opportunities, Biodiversity and Land Use and Water were two of many ESG matters assessed. Based on internal and external stakeholder feedback throughout the assessment, these ESG matters were not rated as top ESG priority for the organization, however, they do remain as ESG matters that the organization monitors and plans to manage if emerging stakeholder feedback indicates the need for increased focus.
Water	No, and we do not plan to in the next two years	During Assurant’s most recent ESG Materiality Assessment, designed to identify, prioritize, and validate its most significant sustainability impacts, risks, and opportunities, Biodiversity and Land Use and Water were two of many ESG matters assessed. Based on internal and external stakeholder feedback throughout the assessment, these ESG matters were not rated as top ESG priority for the organization, however, they do remain as ESG matters that the organization monitors and plans to manage if emerging stakeholder feedback indicates the need for increased focus.

FW-FS1.1c

(FW-FS1.1c) Does your organization have at least one board member with competence on forests- and/or water-related issues?

Forests

Board member(s) have competence on this issue area

Not assessed

Primary reason for no board-level competence on this issue area

Other, please specify

Assurant previously conducted a materiality assessment that included Biodiversity & Land Use and Water as ESG matters assessed. Based on internal/external stakeholder feedback during the assessment, these matters were not identified priorities for us

Explain why your organization does not have at least one board member with competence on this issue area and any plans to address this in the future

The Board is responsible for nominating directors to fill vacancies and newly created directorships. In nominating a director or slate of directors, the Board's objective, with the recommendation of the Nominating and Corporate Governance Committee, is to select individuals with backgrounds, skills, perspectives, and experience such that they can properly represent the stockholders and be of assistance to management in operating the Company's business, including with respect to managing climate risk. The Nominating and Corporate Governance Committee will continue to review its selection criteria to ensure that they appropriately reflect the issues that should be considered in evaluating director candidates.

Water

Board member(s) have competence on this issue area

Not assessed

Primary reason for no board-level competence on this issue area

Other, please specify

Assurant previously conducted a materiality assessment that included Biodiversity & Land Use and Water as ESG matters assessed. Based on internal/external stakeholder feedback during the assessment, these matters were not identified priorities for us

Explain why your organization does not have at least one board member with competence on this issue area and any plans to address this in the future

The Board is responsible for nominating directors to fill vacancies and newly created directorships. In nominating a director or slate of directors, the Board's objective, with the recommendation of the Nominating and Corporate Governance Committee, is to select individuals with backgrounds, skills, perspectives, and experience such that they can properly represent the stockholders and be of assistance to management in operating the Company's business, including with respect to managing climate risk. The

Nominating and Corporate Governance Committee will continue to review its selection criteria to ensure that they appropriately reflect the issues that should be considered in evaluating director candidates.

FW-FS1.2

(FW-FS1.2) Provide the highest management-level position(s) or committee(s) with responsibility for forests- and/or water-related issues.

Name of the position(s) and/or committee(s)

Other C-Suite Officer, please specify
Chief Administrative Officer

Reporting line

CEO reporting line

Issue area(s)

Forests
Water

Responsibility

Assessing risks and opportunities

Coverage of responsibility

Risks and opportunities related to our investing (asset ownership) activities
Risks and opportunities related to our insurance underwriting activities

Frequency of reporting to the board on forests- and/or water-related issues

Not reported to the board

FW-FS2.1

(FW-FS2.1) Do you assess your portfolio's exposure to forests- and/or water-related risks and opportunities?

	We assess our portfolio's exposure to this issue area	Explain why your portfolio's exposure is not assessed for this issue area and any plans to address this in the future
Investing (Asset owner) – Forests exposure	No, and we do not plan to in the next two years	Assurant previously conducted a materiality assessment that included Biodiversity & Land Use and Water as two of many ESG matters assessed. Based on internal and external stakeholder feedback at the time of the assessment, these ESG matters were not rated as top ESG priorities for the organization.

Investing (Asset owner) – Water exposure	No, and we do not plan to in the next two years	Assurant previously conducted a materiality assessment that included Biodiversity & Land Use and Water as two of many ESG matters assessed. Based on internal and external stakeholder feedback at the time of the assessment, these ESG matters were not rated as top ESG priorities for the organization.
Insurance underwriting – Forests exposure	No, and we do not plan to in the next two years	Assurant previously conducted a materiality assessment that included Biodiversity & Land Use and Water as two of many ESG matters assessed. Based on internal and external stakeholder feedback at the time of the assessment, these ESG matters were not rated as top ESG priorities for the organization.
Insurance underwriting – Water exposure	No, and we do not plan to in the next two years	Assurant previously conducted a materiality assessment that included Biodiversity & Land Use and Water as two of many ESG matters assessed. Based on internal and external stakeholder feedback at the time of the assessment, these ESG matters were not rated as top ESG priorities for the organization.

FW-FS2.2

(FW-FS2.2) Does your organization consider forests- and/or water-related information about clients/investees as part of its due diligence and/or risk assessment process?

	We consider forests- and/or water-related information	Explain why information related to this issue area is not considered and any plans to address this in the future
Investing (Asset owner) – Forests-related information	No, and we do not plan to in the next two years	Assurant previously conducted a materiality assessment that included Biodiversity & Land Use and Water as two of many ESG matters assessed. Based on internal and external stakeholder feedback at the time of the assessment, these ESG matters were not rated as top ESG priorities for the organization.
Investing (Asset owner) – Water-related information	No, and we do not plan to in the next two years	Assurant previously conducted a materiality assessment that included Biodiversity & Land Use and Water as two of many ESG matters assessed. Based on internal and external stakeholder feedback at the time of the assessment, these ESG matters were not rated as top ESG priorities for the organization.
Insurance underwriting – Forests-related information	No, and we do not plan to in the next two years	Assurant previously conducted a materiality assessment that included Biodiversity & Land Use and Water as two of many ESG matters assessed. Based on internal and external stakeholder feedback at the time of the

		assessment, these ESG matters were not rated as top ESG priorities for the organization.
Insurance underwriting – Water-related information	No, and we do not plan to in the next two years	Assurant previously conducted a materiality assessment that included Biodiversity & Land Use and Water as two of many ESG matters assessed. Based on internal and external stakeholder feedback at the time of the assessment, these ESG matters were not rated as top ESG priorities for the organization.

FW-FS2.3

(FW-FS2.3) Have you identified any inherent forests- and/or water-related risks in your portfolio with the potential to have a substantive financial or strategic impact on your business?

	Risks identified for this issue area	Primary reason why your organization has not identified any substantive risks for this issue area	Explain why your organization has not identified any substantive risks for this issue area
Forests	No	Not yet evaluated	Portfolio forests- and/or water-related risks have not been evaluated.
Water	No	Not yet evaluated	Portfolio forests- and/or water-related risks have not been evaluated.

FW-FS2.4

(FW-FS2.4) Have you identified any inherent forests- and/or water-related opportunities in your portfolio with the potential to have a substantive financial or strategic impact on your business?

	Opportunities identified for this issue area	Primary reason why your organization has not identified any substantive opportunities for this issue area	Explain why your organization has not identified any substantive opportunities for this issue area
Forests	No	Not yet evaluated	Portfolio forests- and/or water-related risks have not been evaluated.
Water	No	Not yet evaluated	Portfolio forests- and/or water-related risks have not been evaluated.

FW-FS3.1

(FW-FS3.1) Do you take forests- and/or water-related risks and opportunities into consideration in your organization's strategy and/or financial planning?

Forests

Risks and opportunities related to this issue area taken into consideration in strategy and/or financial planning

No, we do not take risks and opportunities into consideration

Explain why forests- and/or water-related risks and opportunities have not influenced your strategy and/or financial planning

Assurant previously conducted a materiality assessment that included Biodiversity & Land Use and Water as two of many ESG matters assessed. Based on internal and external stakeholder feedback at the time of the assessment, these ESG matters were not rated as top ESG priorities for the organization.

Water

Risks and opportunities related to this issue area taken into consideration in strategy and/or financial planning

No, we do not take risks and opportunities into consideration

Explain why forests- and/or water-related risks and opportunities have not influenced your strategy and/or financial planning

Assurant previously conducted a materiality assessment that included Biodiversity & Land Use and Water as two of many ESG matters assessed. Based on internal and external stakeholder feedback at the time of the assessment, these ESG matters were not rated as top ESG priorities for the organization.

FW-FS3.2

(FW-FS3.2) Has your organization conducted any scenario analysis to identify forests- and/or water-related outcomes?

Forests

Scenario analysis conducted to identify outcomes for this issue area

No, we have not conducted any scenario analysis to identify outcomes for this issue area, and we don't plan to in the next two years

Explain why your organization has not conducted scenario analysis for this issue area and any plans to address this in the future

Assurant previously conducted a materiality assessment that included Biodiversity & Land Use and Water as two of many ESG matters assessed. Based on internal and external stakeholder feedback at the time of the assessment, these ESG matters were not rated as top ESG priorities for the organization.

Water

Scenario analysis conducted to identify outcomes for this issue area

No, we have not conducted any scenario analysis to identify outcomes for this issue area, and we don't plan to in the next two years

Explain why your organization has not conducted scenario analysis for this issue area and any plans to address this in the future

Assurant previously conducted a materiality assessment that included Biodiversity & Land Use and Water as two of many ESG matters assessed. Based on internal and external stakeholder feedback at the time of the assessment, these ESG matters were not rated as top ESG priorities for the organization.

FW-FS3.3

(FW-FS3.3) Do any of your existing products and services enable clients to mitigate deforestation and/or water insecurity?

	Existing products and services that enable clients to mitigate deforestation and/or water insecurity	Explain why your organization does not offer products and services which enable clients to mitigate deforestation and/or water insecurity and any plans to address this in the future
Forests	No, and we do not plan to address this in the next two years	<p>Assurant is a leading global provider of lifestyle and housing solutions that support, protect and connect major consumer purchases. Through our Global Lifestyle segment, we provide mobile device solutions and extended service products and related services for mobile devices, consumer electronics and appliances; vehicle protection and related services; and credit protection and other insurance products. Although we provide products and service offerings that make a positive climate contribution and reflect a responsible use of resources, we do not offer products or services that directly enable clients to mitigate deforestation and/or water insecurity.</p> <p>As the global market, consumer needs, expectations and ESG standards continue to evolve, Assurant will further integrate ESG considerations into our products and services, operations, risk management, investments and disclosures.</p>
Water	No, and we do not plan to address this in the next two years	<p>Assurant is a leading global provider of lifestyle and housing solutions that support, protect and connect major consumer purchases. Through our Global Lifestyle segment, we provide mobile device solutions and extended service products and related services for mobile devices, consumer electronics and appliances; vehicle protection and related services; and credit protection and other insurance products. Although we provide products and service offerings that make a positive climate contribution and reflect a responsible use of resources, we do not offer products or services that directly enable clients to mitigate deforestation and/or water insecurity.</p> <p>As the global market, consumer needs, expectations and ESG standards continue to evolve, Assurant will further integrate</p>

	ESG considerations into our products and services, operations, risk management, investments and disclosures.
--	--------------------------------------------------------------------------------------------------------------

FW-FS3.4

(FW-FS3.4) Does the policy framework for the portfolio activities of your organization include forests- and/or water-related requirements that clients/investees need to meet?

	Policy framework includes this issue area	Explain why your organization does not include this issue area in the policy framework and any plans to address this in the future
Forests	No, and we do not plan to include this issue area in the next two years	In 2021, Assurant published its Responsible Investing Commitment which incorporates relevant ESG factors and trends into the analysis of the long-term performance outlook and value of our investments.
Water	No, and we do not plan to include this issue area in the next two years	In 2021, Assurant published its Responsible Investing Commitment which incorporates relevant ESG factors and trends into the analysis of the long-term performance outlook and value of our investments.

FW-FS4.1

(FW-FS4.1) Do you engage with your clients/investees on forests- and/or water-related issues?

	We engage with clients/investees on this issue area	Explain why you do not engage with your clients/investees on the issue area and any plans to address this in the future
Clients – Forests	No, and we do not plan to in the next two years	This is not an immediate priority at this time.
Clients – Water	No, and we do not plan to in the next two years	This is not an immediate priority at this time.
Investees – Forests	No, and we do not plan to in the next two years	This is not an immediate priority at this time.
Investees – Water	No, and we do not plan to in the next two years	This is not an immediate priority at this time.

FW-FS4.2

(FW-FS4.2) Does your organization exercise its voting rights as a shareholder on forests- and/or water-related issues?

	We exercise voting rights as a shareholder on this issue area	Explain why your organization does not exercise voting rights on this issue area and any plans to address this in the future
--	---------------------------------------------------------------	------------------------------------------------------------------------------------------------------------------------------

Forests	No, and we do not plan to in the next two years	We are primarily lenders/debt holders and are not equity shareholders.
Water	No, and we do not plan to in the next two years	We are primarily lenders/debt holders and are not equity shareholders.

FW-FS4.3

(FW-FS4.3) Does your organization provide financing and/or insurance to smallholders in the agricultural commodity supply chain?

	Provide financing and/or insurance to smallholders in the agricultural commodity supply chain	Primary reason for not providing finance and/or insurance to smallholders	Explain why your organization does not provide finance/insurance to smallholders and any plans to change this in the future
Row 1	No, and we do not plan to in the next two years	Not a strategic focus	This is not an immediate priority for us at this time.

FW-FS4.4

(FW-FS4.4) Does your organization engage in activities that could directly or indirectly influence policy, law, or regulation that may impact forests and/or water security?

	Direct or indirect engagement that could influence policy, law, or regulation that may impact this issue area	Primary reason for not engaging in activities that could directly or indirectly influence policy, law, or regulation that may impact this issue area	Explain why you do not engage in activities that could directly or indirectly influence policy, law, or regulation that may impact this issue area
Forests	No, and we do not plan to in the next two years	Important but not an immediate priority	This is not an immediate priority at this time.
Water	No, and we do not plan to in the next two years	Important but not an immediate priority	This is not an immediate priority at this time.

FW-FS5.1

(FW-FS5.1) Does your organization measure its portfolio impact on forests and/or water security?

	We measure our portfolio impact on this issue area	Primary reason for not measuring portfolio impact on this issue area	Explain why your organization does not measure its portfolio impact on this issue area and any plans to change this in the future
Investing (Asset owner) – Impact on Forests	No, and we don't plan to in the next two years	Judged to be unimportant	This is not an immediate priority at this time.

Investing (Asset owner) – Impact on Water	No, and we don't plan to in the next two years	Judged to be unimportant	This is not an immediate priority at this time.
Insurance underwriting – Impact on Forests	No, and we don't plan to in the next two years	Judged to be unimportant	This is not an immediate priority at this time.
Insurance underwriting – Impact on Water	No, and we don't plan to in the next two years	Judged to be unimportant	This is not an immediate priority at this time.

FW-FS5.2

(FW-FS5.2) Does your organization provide finance or insurance to companies operating in any stages of the following forest risk commodity supply chains, and are you able to report on the amount of finance/insurance provided?

	Finance or insurance provided to companies operating in the supply chain for this commodity
Investing (asset owner) to companies operating in the timber products supply chain	
Investing (asset owner) to companies operating in the palm oil products supply chain	
Investing (asset owner) to companies operating in the cattle products supply chain	
Investing (asset owner) to companies operating in the soy supply chain	
Investing (asset owner) to companies operating in the rubber supply chain	
Investing (asset owner) to companies operating in the cocoa supply chain	
Investing (asset owner) to companies operating in the coffee supply chain	
Insuring companies operating in the timber products supply chain	
Insuring companies operating in the palm oil products supply chain	
Insuring companies operating in the cattle products supply chain	
Insuring companies operating in the soy supply chain	

Insuring companies operating in the rubber supply chain	
Insuring companies operating in the cocoa supply chain	
Insuring companies operating in the coffee supply chain	

FW-FS6.1

(FW-FS6.1) Have you published information about your organization’s response to forests- and/or water-related issues for this reporting year in places other than in your CDP response? If so, please attach the publication(s).

Publication

No publications

Status

Attach the document

Page/Section reference

Content elements

Comment

Submit your response

In which language are you submitting your response?

English

Please confirm how your response should be handled by CDP

	I understand that my response will be shared with all requesting stakeholders	Response permission
Please select your submission options	Yes	Public



Please confirm below

I have read and accept the applicable Terms